



**SOLCAB**

.....  
**SOLCOOL**

## PRODUCT CATALOGUE

EFFICIENT | UNIQUE | DURABLE | QUALITY

# SOLCAB

SOLCOOL

## OUR MANTRA

Solcool is an independent, personal and family run business. We pride ourselves in the proficient and respectful manner in which we handle all our clients. This integrity and efficiency overflows into all areas of our business. Why leave it for tomorrow when it can be done today. Our timing and work determination is what sets us apart.

## WHAT WE DO

We design, supply and install cold / freezer rooms for our clients. We offer the best advice and solutions to fit the personal needs and requirements of each of our clients specifically. No job is too big and no job is too small for us to handle with the greatest care and attention. We personalize all our jobs and as much as we try to cut the costs and will never cut corners, our work quality is our reward.

## SERVICES:

- Advising on cold and freezer rooms as well as turnkey solutions.
- Design and draughting of custom-made cold room boxes, and store layouts.
- Logistics and installation of cold rooms, shelving, heated floors and cold room accessories.
- We work with refrigeration contractor's country wide.





- All panels are made from high density polyurethane foam injection
- Excellent adhesive properties, unlikely de-lamination of panels
- Low moisture absorption
- Excellent chemical resistance
- Resistant to mold and mildew
- Fire retardant

Panels are available in 42mm, 50mm, 60mm, 75mm, 80mm and 100mm thicknesses up to a 12m single foamed panel. Panels can be ribbed or smooth finish and available in white and black steel, all steel is 0.5mm thick. We also have an option on styrene panels.

Cold and Freezer rooms are custom made to fit any shape or size. Panels are tongue and groove for easy installation can easily be changed on site if needed. Doors can be made as hinged or sliding in various sizes, all polyurethane foam injected. All fittings are of the highest-grade aluminium and coated steel.

Glass doors are available in Low temp and Normal temp and come complete in an aluminium heated frame with LED lighting and separate switch. Automated glass doors are available as well as heated glass frames for a full glass front display.

Shelving for glass doors in epoxy coated steel as well as galvanized or stainless steel available for back of house rooms.

Bumper Rails stainless steel and mild steel coated, corner bumper protectors as well as aluminium chequerplate available for all rooms.

Strip and air curtains for all door entrances available off the shelf.



EFFICIENT | UNIQUE | DURABLE | QUALITY

# TESTIMONIALS

**Jacques Pansegrouw | POWER SPAR GROUP**

*I have known Mike for almost 10 years and he first impressed with his previous place of employment. He was the only one I would deal with and knew what was promised was delivered. When Mike moved on to start his own company, he automatically had a following. His previous employer soon realised his loss but it was too late. Mike is an extremely reliable person and will jump to help, make a plan and mostly overdelivers on his promises. Never has he failed us and is our first port of call. I am extremely proud of Mike's life achievements and I know he is only going to grow from great to exceptional. I highly recommended his services*

**Nick & Greg Christodoulou | ROLYATS SPAR GROUP**

*"We've been dealing with Mike for 4 years and he has fitted all our cold rooms and has supplied us with dozens of cabinets. What we like is that we deal directly with the owner who comes on site and oversees every detail of every installation. No job is too big or too small for him."*

**Dimi Giannacopoulos | ALPHA & OMEGA SUPERMARKET**

*My first independent supermarket in a very competitive market Mike brought his technical assistance, attention to detail, and went far and beyond his service duty to assist me in having world class Refrigeration cabinets in a world class store. His honesty, ethics family values and support will be valued for years to come.*

**Tiaan Schwartz | PROJECT MANAGER MASSMART**

*"It is a pleasure to work with the team from Solcab. They always deliver quality work and is always on time and gets it done with a smile"*



# TESTIMONIALS

**Muhammad Moolla | SHELL ULTRA CITY**

*I am responsible for a few businesses requiring service rendered by Solcab and the first thing I respected about the company is a method I use at my own business and that is to give the business personal time and effort. When working with Solcab, I always dealt directly with the owner himself, Mike Soltwedel. He gave honest timelines, completed his work to an excellent standard and came over instantly if we had a question at any stage. He offered us options to save costs which makes him an honest businessman to work with. I highly recommend any business looking for the services Mike offers, to please give Solcab the opportunity. For us it has become a 6 year relation for our multiple sites."*

**Arthur Woest | DEVELOPMENT MANAGER FOOD LOVERS MARKET**

*"I have dealt with Mike from Solcool for many years and have found his service of the highest standard"*


**Paul | KENSINGTON SQUARE - SPAR**

*"We have utilised Mike and his team from Solcab for the past 3 years for any Refridgeration equipment needs we have required. The lasted being a major revamp at our Kensington Square Store where by we replaced our floor cabinets and also back of house coldrooms and freezers. The quality of the units and workmanship from his team has been outstanding. Dealing with Solcab and Mike himself is a pleasure and we will not hesitate to utilise his services in the future."*



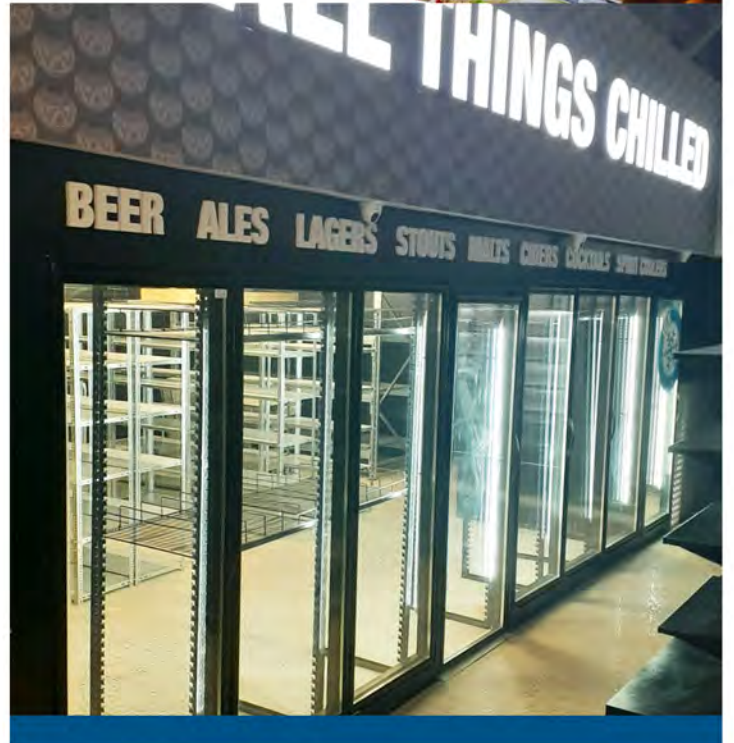
# TAKE A LOOK AT OUR WORK

KEEP YOUR BUSINESS FRESHER FOR LONGER



# SUCCESSFUL PROJECTS

STAY COOL UNDER PRESSURE



# UPRIGHT GLASS DOOR FREEZER (UGDF)

## UNITS COME COMPLETE WITH:

- LED lights
- Triple glazed glass doors
- Anti-fog film
- Adjustable shelving
- Stainless steel bumpers
- Black interior
- HP coil
- ECM fans
- Thermostatic expansion valve



## FEATURES

- Ultra low energy glass doors and frames
- Suitable to variable and fluctuating environments where store air-conditioning exceeds standard conditions: 25°C / 60% R. H.
- Standard model features have heated mullions, glass and surrounds
- LED lighting as standard
- Anti-fog film on all glass doors as standard
- Adjustable shelving and brackets for optimum display of merchandise
- Maximises storage space and customer access
- Dual stainless steel bumper rail as standard
- Easy to maintain and clean with simple and safe access

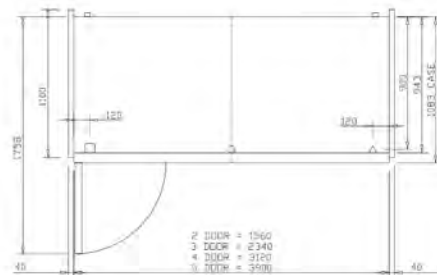
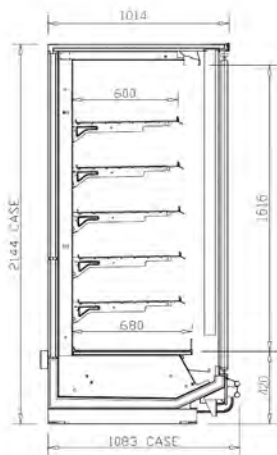
## TECHNICAL DATA

SPECIFICATIONS		CASE SIZE 2144mm (h) x 1083mm (d)			
PRODUCT MODEL		UGDF1560 (2 door)	UGDF2340 (3 door)	UGDF3120 (4 door)	UGDF3900 (5 door)
Length without end panels (m)		1560	2340	3120	3900
Width of two end panels (m)		40	40	40	40
Total display area (m <sup>2</sup> )		1.9	2.9	3.8	4.7
Net volume (ltr)		1518	2276	3036	3795
Thermal insulation layer		Polyester foam			
Temperature range (°C)		-18°C			
Ambient conditions		+25°C/60% R. H.			
Refrigerant		R404A			
MEPS benchmark	Standard	40.56	40.56	40.56	40.56
	High efficiency	29.98	29.98	29.98	29.98
Total input power (W)		2470W	3900W	5240W	6710W
Refrigeration capacity (W) <sup>^</sup>		1124	1350	1800	2250

**MEPS Data 3L1 AS-1731-2003**

PS: 40mm Mirror Side Panel, 40mm Solid Side Panel, 73mm Glass Side Panel, 145mm Glass Side Panel (S/S bumper)

<sup>^</sup> Based on saturated suction temperature of -28°C  
 For non-AC stores, multiply by 1.1  
 For single unit operation, lower suction temperature by 2K



- △ Refrigeration Upstand
- Electrical Upstand
- Drain Upstand



# UPRIGHT GLASS DOOR CHILLER (UGDC)

## UNITS COME COMPLETE WITH:

- LED lights
- Triple glazed glass doors
- Anti-fog film
- Adjustable shelving
- Stainless steel bumpers
- Black interior
- HP coil
- ECM fans
- Thermostatic expansion valve



## FEATURES

- Suitable for dairy, meat, fresh produce and liquor merchandisers
- Up to 70% refrigeration energy saving when doors are fitted
- Slimline door with D handle
- Full length door handle
- Maximum product visibility
- Improved hygiene conditions
- Improved presentation
- Longer lasting shelf life

# UPRIGHT GLASS DOOR CHILLER (UGDC)

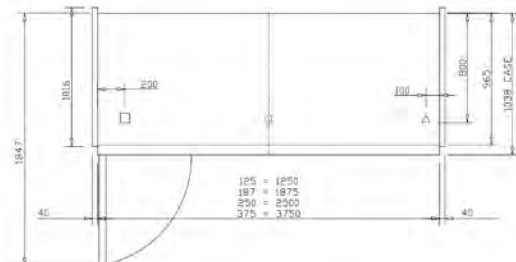
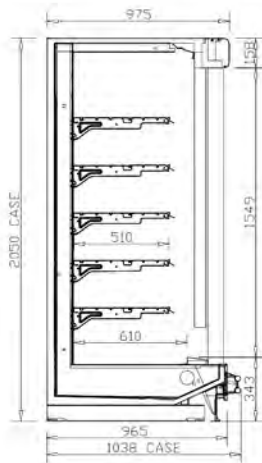
## TECHNICAL DATA

SPECIFICATIONS		CASE SIZE 2050mm (h) x 1083mm (d)			
PRODUCT MODEL		UGDC125 (2 door)	UGDC187 (3 door)	UGDC250 (4 door)	UGDC375 (5 door)
Length without end panels (m)		1250	1875	2500	2750
Width of two end panels (m)		40	40	40	40
Total display area (m <sup>2</sup> )		2.2	3.3	4.4	6.6
Net volume (ltr)		1150	1750	2300	3500
Thermal insulation layer		Polyester foam			
Temperature range (°C)		2°C~8°C			
Ambient conditions		+25°C/60% R. H.			
Refrigerant		R404A / R134a			
MEPS benchmark	Standard	12.73	12.73	12.73	12.73
	High efficiency	8.49	8.49	8.49	8.49
Total input power (W)		750W	1050W	1180W	1950W
Refrigeration capacity (W) <sup>^</sup>		2087	3129	4172	6257

**MEPS Data 3L1 AS-1731-2003**

PS: 40mm Mirror Side Panel, 40mm Solid Side Panel, 73mm Glass Side Panel, 145mm Glass Side Panel (S/S bumper)

<sup>^</sup> Based on saturated suction temperature of -5°C  
For R134a, multiply by 1.06. For non-AC stores, multiply by 1.1  
For single unit operation, lower suction temperature by 2K



- △ Refrigeration Upstand
- Electrical Upstand
- Drain Upstand



(Other colours are also available based on customer requirements)

# UPRIGHT DAIRY (UD)

## UNITS COME COMPLETE WITH:

- LED lights on every shelf
- LED lights in canopy
- 304 stainless steel shelving (x 5)
- Ticket holders
- Front fences on all shelving
- Night blinds
- HP coil
- ECM fans
- Thermostatic expansion valve



## FEATURES

- Bright canopy lighting displays products to best effect for increased visibility and sales
- Up to 5 rows of fully adjustable multi-position shelves provide optimal layout flexibility
- Large product opening for maximum product facings and display of merchandise
- Quiet, reliable and efficient refrigeration technology significantly reduces energy consumption and running costs
- Stainless steel bumper rails
- Solar powered digital thermometer

## OTHER OPTIONS AND ACCESSORIES

- Mirror, breeze or wrap-ends
- System divider
- Stainless steel shelving and well trays
- Manual or motorised nightblinds
- Also available in lower height version



# LOW UPRIGHT (LU)

## UNITS COME COMPLETE WITH:

- LED lights on every shelf
- LED lights in canopy
- 304 stainless steel shelving and interior
- Night blinds
- HP coil
- ECM fans
- Thermostatic expansion valve



## FEATURES

- Bright canopy and under shelf lighting displays products to best effect for increased visibility and sales
- 3 rows of fully adjustable multi-position shelves provide optimal layout flexibility
- Quiet, reliable and efficient refrigeration technology significantly reduces energy consumption and running costs
- Stainless steel bumper rails
- Solar powered digital thermometer

## OTHER OPTIONS AND ACCESSORIES

- Mirror or wrap-ends
- Manual nightblinds
- LED lighting

# LOW UPRIGHT (LU)

## TECHNICAL DATA

SPECIFICATIONS		CASE SIZE 1401mm (h) x 1083mm (d)			
PRODUCT MODEL		LU125	LU187	LU250	LU375
Length without end panels (m)		1250	1875	2500	3750
Width of two end panels (m)		73 / 145	73 / 145	73 / 145	73 / 145
Total display area (m <sup>2</sup> )		1.6	2.4	3.2	4.8
Net volume (ltr)		526	790	1052	1580
Thermal Insulation layer		Polyester foam			
Temperature range (°C)		2°C~8°C			
Ambient conditions		+25°C/60% R. H.			
Refrigerant		R404A / R134a			
MEPS benchmark	Standard	18.39	18.39	18.39	18.39
	High efficiency	12.26	12.26	12.26	12.26
Total input power (W)		150W	290W	330W	510W
Refrigeration capacity (W) <sup>^</sup>		1648	2472	3296	4944

MEPS Data 3L1 AS-1731-2003

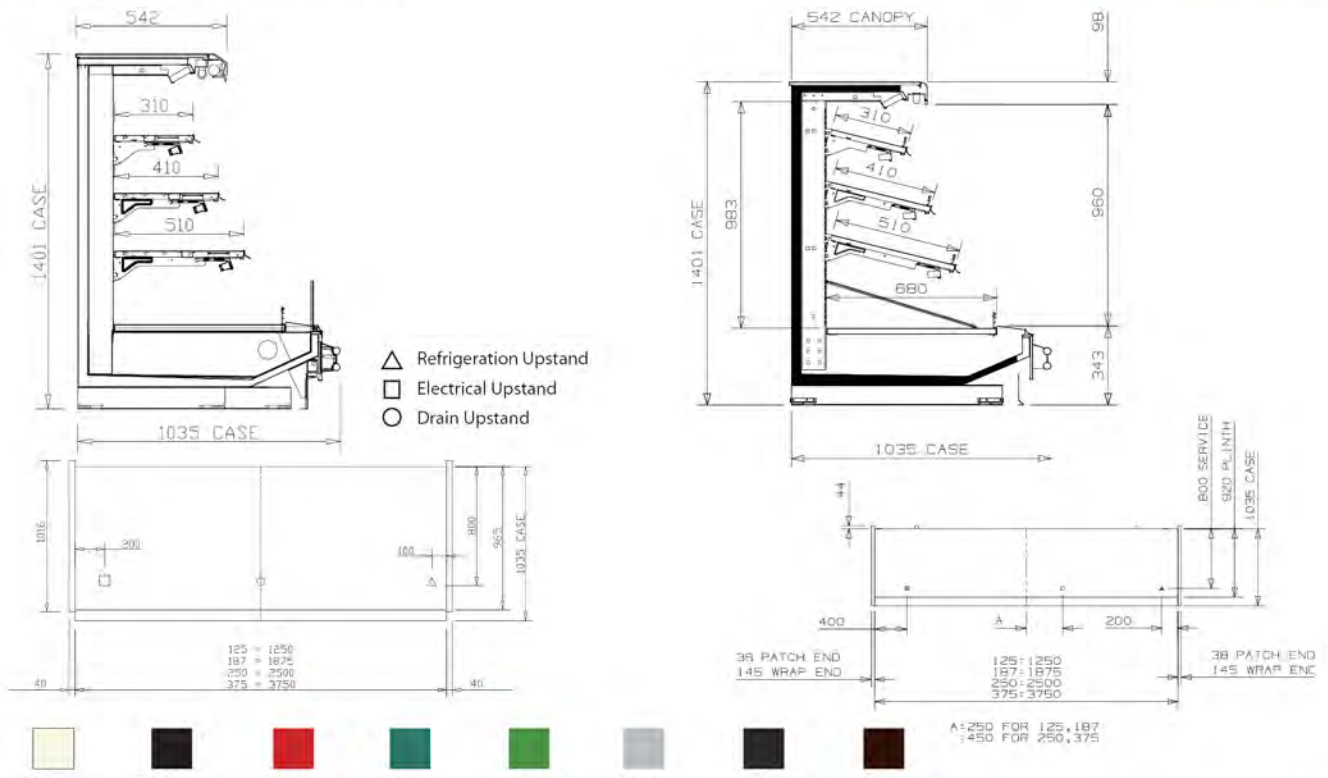
PS: 73mm Glass Side Panel, 145mm Glass Side Panel (S/S bumper)

<sup>^</sup> Based on saturated suction temperature of -5°C

For R134a, multiply by 1.06

For non-AC stores, multiply by 1.1

For single unit operation, lower suction temperature by 2K



# UPRIGHT FRUIT & VEG (UV)

## UNITS COME COMPLETE WITH:

- LED lights on every shelf
- LED lights in canopy
- 304 stainless steel shelving (x 5)
- Top mirror
- Ticket holders
- Front fences on all shelving
- Night blinds
- HP coil
- ECM fans
- Thermostatic expansion valve



## FEATURES

- Bright canopy lighting displays products to best effect for increased visibility and sales
- Rear angled display mirror for maximum product impact
- Adjustable angled wire base tray for increased visibility
- Fully adjustable multi-position shelves provide optimal layout flexibility
- Quiet, reliable and efficient refrigeration technology significantly reduces energy consumption and running costs
- Stainless steel bumper rails

## OTHER OPTIONS AND ACCESSORIES

- Mirror, breeze or wrap-ends
- System divider
- Manual or motorised nightblinds
- Also available in lower height version

# UPRIGHT FRUIT & VEG (UV)

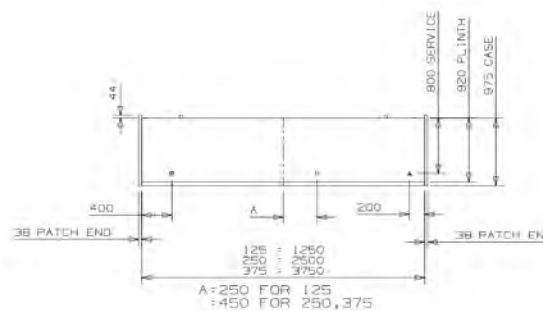
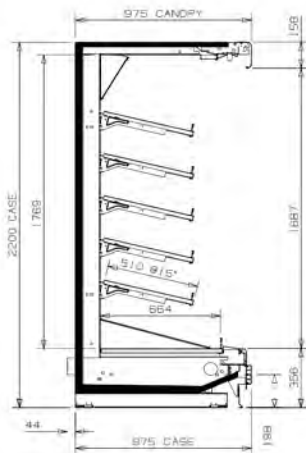
## TECHNICAL DATA

SPECIFICATIONS		CASE SIZE 2050mm (h) x 1035mm (d)			
PRODUCT MODEL		UV125	UV187	UV250	UV375
Length without end panels (m)		1250	1875	2500	3750
Width of two end panels (m)		40 / 40 / 73 / 145	40 / 40 / 73 / 145	40 / 40 / 73 / 145	40 / 40 / 73 / 145
Total display area (m <sup>2</sup> )		2.3	3.5	4.6	6.9
Net volume (ltr)		1150	1750	2300	3500
Thermal insulation layer		Polyester foam			
Temperature range (°C)		2°C~-2°C			
Ambient conditions		+25°C/60% R. H.			
Refrigerant		R404A / R134a			
MEPS benchmark	Standard	16.98	16.98	16.98	16.98
	High efficiency	11.32	11.32	11.32	11.32
Total input power (W)		210W	410W	480W	730W
Refrigeration capacity (W) <sup>^</sup>		2134	3191	4268	6399

MEPS Data 3L1 AS-1731-2003

PS: 40mm Mirror Side Panel, 40mm Solid Side Panel, 73mm Glass Side Panel, 145mm Glass Side Panel (S/S bumper)

<sup>^</sup> Based on saturated suction temperature of -7°C  
 For R134a, multiply by 1.06  
 For non-AC stores, multiply by 1.1  
 For single unit operation, lower suction temperature by 2K



- △ Refrigeration Upstand
- Electrical Upstand
- Drain Upstand



(Other colours are also available based on customer requirements)

# UPRIGHT MEAT (UM)

## UNITS COME COMPLETE WITH:

- Ticket rails
- Top mirrors
- LED lights on every shelf (pink)
- LED lights in canopy (pink)
- 304 stainless steel shelving (x 5)
- Full stainless steel interior
- Stainless steel bumpers
- Night blinds
- HP coil
- ECM fans
- Thermostatic expansion valve



## FEATURES

- Bright canopy and under shelf lighting displays products to best effect for increased visibility and sales
- Fully adjustable multi-position shelves with product fences to provide optimal layout flexibility
- Large product opening for maximum product facings and display of merchandise
- Adjustable angled wire base tray for maximum product visibility
- Rear angled display mirror for product impact
- Quiet, reliable and efficient refrigeration technology significantly reduces energy consumption and running costs
- Stainless steel bumper rails
- Solar powered digital thermometer

## OTHER OPTIONS AND ACCESSORIES

- Mirror, breeze or wrap-ends
- System divider
- Manual or motorised nightblinds
- Also av

# UPRIGHT MEAT (UM)

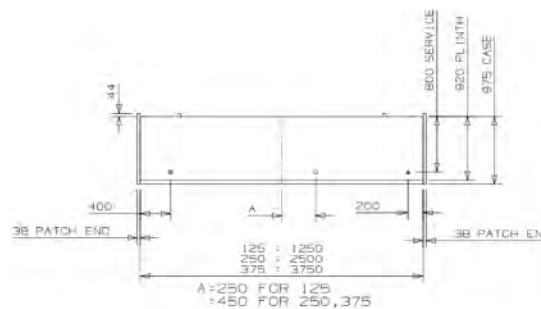
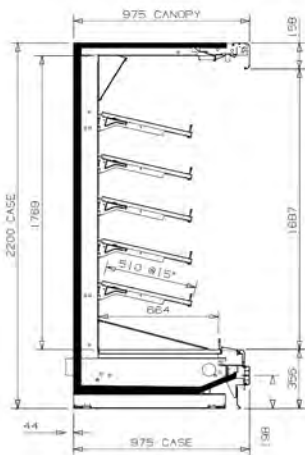
## TECHNICAL DATA

SPECIFICATIONS		CASE SIZE 2050mm (h) x 1035mm (d)			
PRODUCT MODEL		UM125	UM187	UM250	UM375
Length without end panels (m)		1250	1875	2500	3750
Width of two end panels (m)		40 / 40 / 73 / 145	40 / 40 / 73 / 145	40 / 40 / 73 / 145	40 / 40 / 73 / 145
Total display area (m <sup>2</sup> )		2.3	3.5	4.6	6.9
Net volume (ltr)		1150	1750	2300	3500
Thermal insulation layer		Polyester foam			
Temperature range (°C)		2°C~-2°C			
Ambient conditions		+25°C/60% R. H.			
Refrigerant		R404A / R134a			
MEPS benchmark	Standard	16.98	16.98	16.98	16.98
	High efficiency	11.32	11.32	11.32	11.32
Total input power (W)		210W	410W	480W	730W
Refrigeration capacity (W) <sup>△</sup>		2134	3191	4268	6399

MEPS Data 3L1 AS-1731-2003

PS: 40mm Mirror Side Panel, 40mm Solid Side Panel, 73mm Glass Side Panel, 145mm Glass Side Panel (S/S bumper)

△ Based on saturated suction temperature of -7°C  
 For R134a, multiply by 1.06  
 For non-AC stores, multiply by 1.1  
 For single unit operation, lower suction temperature by 2K



- △ Refrigeration Upstand
- Electrical Upstand
- Drain Upstand



(Other colours are also available based on customer requirements)

# SQUARE GLASS DELI (SQC)

## UNITS COME COMPLETE WITH:

### Square Glass Deli (Cold)

- LED lights
- Stainless steel interior
- Front opening double glazed glass doors
- Scale stand and plug point
- Sliding serving table with nylon board
- HP coil
- ECM fans
- Thermostatic expansion valve

### Square Glass Deli (Hot)

- Halogen lights
- Front opening double glazed glass doors
- Inserts
- Auto water fill and drain
- Stainless steel interior
- Scale stand and plug point
- Sliding serving table with nylon board



## FEATURES

- Excellent lighting effects
- Openable, lift-assisted front glass for easy cleaning
- Plexiglass rear sliding doors to facilitate serving
- Quiet, reliable and efficient refrigeration technology significantly reduces energy consumption and running costs

## OTHER OPTIONS AND ACCESSORIES

- Mirror or glass end plate
- Scale rest
- Divider
- Available in sale type or self-serve type





EFFICIENT | UNIQUE | DURABLE | QUALITY

# FOUR TIER SQUARE GLASS DISPLAY (COLD)

Manufactured by:



## TECHNICAL DATA

DIMENSIONS	900 x 740 x 1360	1200 x 740 x 1360	1800 x 740 x 1360	2400 x 740 x 1360
PRODUCT MODEL	FGDG1.5A-900LS	FGDG1.5A-1200LS	FGDG1.5A-1800LS	FGDG1.5A-2400LS
Total display area (m <sup>2</sup> )	1.8	2.1	2.8	3.5
Net volume (ltr)	417	552	850	1140
Temperature range (°C)	2 - 6			
Ambient conditions	30°C, 55%, Class 4			
Refrigerant	R404A			
Voltage	220V			
Total input power (W)	700	1000	1360	1680

## FEATURES

- Self contained, easy to use and easy to install
- 220V/50Hz, 2-6°C even if during defrosting
- Temperature difference: <2°C
- Brushed 304 stainless steel material for inside and outside
- Black shelf glass
- Black silk print on glass
- Side glass horizontal with base
- Black door frame
- SECOP compressor
- 3 shelves with same depth
- Top, front and two side glass with heating film for anti-fog
- Condenser filter for easy cleaning and maintenance
- Bright single white LED light for each shelf

# FOUR TIER SQUARE GLASS DISPLAY (HOT)

Manufactured by:



## TECHNICAL DATA

DIMENSIONS	900 x 740 x 1360	1200 x 740 x 1360	1800 x 740 x 1360	2400 x 740 x 1360
PRODUCT MODEL	FGWG1.5A-900LS	FGWG1.5A-1200LS	FGWG1.5A-1800LS	FGWG1.5A-2400LS
Total display area (m <sup>2</sup> )	1.8	2.1		3.8
Net volume (ltr)	417	552		18900
Temperature range (°C)	30 - 70			
Ambient conditions	30°C, 55%, Class 4			
Heating way	Hot air and steam			
Humidifier	Yes			
Voltage	220V			
Total Input power (W)	1250	1300	2500	3500

## FEATURES

- Self contained, easy to use and easy to install
- 220V/50Hz
- Temperature: ≤70°C
- Brushed 304 stainless steel material for inside and outside
- Black shelf glass
- Black silk print on glass
- Side glass horizontal with base
- Black door frame
- Imported compressor: SECOP
- 3 shelves with same depth
- T5 warm light for each shelf
- Rica heating element
- Dixell thermostat with manual humidity system

# FOUR TIER SQUARE GLASS DISPLAY (HOT/COLD)

Manufactured by:



## TECHNICAL DATA

DIMENSIONS	1800 x 740 x 1360
PRODUCT MODEL	FGCG1.5A-1800L5
Total display area (m <sup>2</sup> )	2,8
Net volume (ltr)	410 + 410
Temperature range (°C)	1 - 6 / 30 - 70
Ambient conditions	30°C, 55%, Class 4
Refrigerant	R404A
Voltage	220V
Total input power (W)	1830

## FEATURES

- Self contained, easy to use and easy to install
- 220V/50Hz, Cold: 2-6°C. Hot: ≤70°C
- Brushed 304 stainless steel material for inside and outside
- 3 shelves with same depth
- Side glass horizontal with base
- Bright single white LED light for cold. T5 light for hot

# FOUR TIER SQUARE GLASS DISPLAY (HOT/COLD)

Manufactured by:



## TECHNICAL DATA

DIMENSIONS	900 x 740 x 1360
PRODUCT MODEL	FGDG1.5AO-900LS
Total display area (m <sup>2</sup> )	0.94
Net volume (ltr)	192
Temperature range (°C)	4 - 10
Ambient conditions	25°C, 55%, Class 3
Refrigerant	R404A
Voltage	220V
Total Input power (W)	2100

## FEATURES

- Self contained, easy to use and easy to install
- Side glass horizontal with base
- Black door frame
- Black bottom shelf glass + black shelf glass
- Black silk print on glass
- Bright single white LED light for each shelf
- Auto-evaporated
- Front panel can be knocked down
- Imported Compressor: SECOP
- 3 shelves with same depth
- Top, two side glass with heating film for anti-fog
- Condenser filter for easy cleaning and maintain

# GELATO SQUARE GLASS SHOWCASE

Manufactured by:



## TECHNICAL DATA

DIMENSIONS	1230 x 1034x1426	1580 x 1034x1426
PRODUCT MODEL	FGGSD-12LS	FGGSD-16LS
Total display area (m <sup>2</sup> )	1,9	2,1
Net volume (ltr)	212	308
Temperature range (°C)	-18 to -22	
Ambient conditions	30°C, 55%, Class 4	
Refrigerant	R404A	
Capacity	12pcs -5L gelato pan	16pcs -5L gelato pan
Voltage	220V	
Total input power (W)	1220	1320

## FEATURES

- Self contained, easy to use and easy to install
- 220V/50Hz
- R404A / -14~-18°C
- 8+8 gelato 5L pan
- Brushed 304 stainless steel material for inside and outside
- Black silk print on glass
- Back with sliding door

# BAIN MARIE SQUARE GLASS (COLD)

Manufactured by:



## TECHNICAL DATA

DIMENSIONS	2400 x 1028 x 1360
PRODUCT MODEL	FGDRA-2400LS
Total display area (m <sup>2</sup> )	6*GN1/1 *150mm + 6*GN1/2 *150mm
Net volume (ltr)	328
Temperature range (°C)	1 - 6°C
Ambient conditions	30°C, 55%, Class 4
Refrigerant	R404A (650g*2)
Voltage	220V
Total input power (W)	1750

## FEATURES

- Inside and outside #4 brushed stainless steel material
- Double warm LED light with cover
- Front and two sides with super clear vacuum glass, whiteprintscreens on the glass
- Back side vacuum glass with mirror effect inside
- External water pipe at two sides (dia: 25mm)
- Front glass with heating film
- Keep 1 side glass for both C1 and C2, another side without glass
- SECOP compressor
- Dixell temperature control
- Options: white, black or stainless steel body

# BAIN MARIE SQUARE GLASS (WARM)

Manufactured by:



## TECHNICAL DATA

DIMENSIONS	1800 x 1028 x 1360	2400 x 1028 x 1360
PRODUCT MODEL	FGDWA-1800LS	FGDWA-2400LS
Total display area (m <sup>2</sup> )	5*GN1/1 *150mm + 5*GN1/2 *150mm	6*GN1/1 *150mm + 6*GN1/2 *150mm
Net volume (ltr)	322	430
Temperature range (°C)	50 - 70°C	
Ambient conditions	30°C, 55%, Class 4	
Heating way	Hot air and steam	
Humidifier	Yes	
Voltage	220V	
Total Input power (W)	3950	

## FEATURES

- 220V/50Hz 50 - 70°C
- Inside and outside #4 brushed stainless steel material
- Light: Double T5 ligh with cover
- Glass material: Front and two sides with super clear Vacuum glass. White print screen on the glass
- Sliding door: mirror effect vacuum glass
- Drain water: external water pipe at two sides. (dia: 25mm)
- Inside with humidity control: digital thermostat control the temperature and humidity
- With humidifier
- With low water level buzzer
- Bottom with tray storage
- Options: White, black or stainless steel body

# SELF SERVICE (GRAB & GO RANGE) DISPLAY (COLD)

Manufactured by:



## TECHNICAL DATA

DIMENSIONS	1000 x 740 x 1360	1200 x 740 x 1360	2400 x 740 x 1360	1000 x 740 x 1360
PRODUCT MODEL	FGOR1000LM	FGOR1200LM	FGOR2400LM	FGOR1000LS
Total display area (m <sup>2</sup> )	1.4	1.6	2.5	1.4
Net volume (ltr)	350	430	780	350
Temperature range (°C)	2 - 8			
Ambient conditions	25°C, 60%, Class 3			
Refrigerant	R404A			
Voltage	220V			
Total input power (W)	2400	2600	3160	2400

## FEATURES

- Self contained, easy to use and easy to install
- 220V/50Hz
- 2-8°C
- Brushed 304 stainless steel material for inside and outside
- Single LED light for each shelf
- 2 stainless steel shelves inside
- SECOP compressor
- Dixell digital controller
- Same glass radian as the FGSR1200MF

# SELF SERVICE (GRAB & GO RANGE) DISPLAY (WARM)

Manufactured by:



## TECHNICAL DATA

DIMENSIONS	1000 x 740 x 1360	1200 x 740 x 1360	2400 x 740 x 1360	1000 x 740 x 1360
PRODUCT MODEL	FGOW1000LM	FGOW1200LM	FGOW2400LM	FGOW1000LS
Total display area (m <sup>2</sup> )	1.4	1.6	2.5	1.4
Net volume (ltr)	350	430	780	350
Temperature range (°C)	30 - 70			
Ambient conditions	30°C, 55%, Class 4			
Heating way	Hot air, dry heating			
Humidifier	No			
Voltage	220V			
Total input power (W)	2500	2500	5100	2500

## FEATURES

- Self contained, easy to use and easy to install
- 220V/50Hz, 50-70°C
- Brushed 304 stainless steel material for inside and outside
- T5 light for each shelf
- 2 stainless steel shelves inside
- Dixell controller
- Rica heating element
- Same glass radian as FGSR1200MF

# COLD OPEN SHOWCASE WITH BAMBOO INSERTS

Manufactured by:



## TECHNICAL DATA

DIMENSIONS	900 x 740 x 1360
PRODUCT MODEL	FGORA-900LM
Total display area (m <sup>2</sup> )	1.7
Net volume (ltr)	380
Temperature range (°C)	1 - 6
Ambient conditions	25°C, 55%, Class 3
Refrigerant	R404A
Voltage	220V
Total input power (W)	Cooling 1.2kw + evaporating heater 1kw

## FEATURES

- 220-240V/50Hz
- SECOP compressor, fast cooling
- Ventilation cooling
- With filter for condensor, easy cleaning and operating
- Each shelf with LED light and wooden shelf
- Inside and outside brushed stainless steel
- With night curtain
- All tempered safety glass
- Left and right size base plate panel can be removed for easy maintenance
- Option: LED warm or white colour. Defrosting wated drain by pipe directly or heater (1kw)

# HOT OPEN SHOWCASE WITH BAMBOO INSERTS

Manufactured by:



## TECHNICAL DATA

DIMENSIONS	900 x 740 x 1360
PRODUCT MODEL	FGOWA-900LM
Total display area (m <sup>2</sup> )	1.7
Net volume (ltr)	380
Temperature range (°C)	30 - 70
Ambient conditions	30°C, 55%, Class 4
Heating way	Hot air, heating
Humidifier	No
Voltage	220V
Total input power (W)	3kw

## FEATURES

- 220-240V/50Hz
- Stand close to the wall
- Digitex digital control
- Dry heating
- Each shelf with heater, light and wooden shelf
- Inside and outside brushed stainless steel
- With night curtain
- Option: PID control (Temperature for each shelf is controlled separately)

# SELF SERVICE (GRAB & GO RANGE) SLIDING GLASS (COLD)

Manufactured by:



## TECHNICAL DATA

DIMENSIONS	1000 x 740 x 1360	1200 x 740 x 1360	2400 x 740 x 1360	1000 x 740 x 1360
PRODUCT MODEL	FGSR1000LM	FGSR1200LM	FGSR2400LM	FGSR1000LS
Total display area (m <sup>2</sup> )	1.4	1.6	2.5	1.4
Net volume (ltr)	350	430	780	350
Temperature range (°C)	2 - 8			
Ambient conditions	25°C, 60%, Class 3			
Refrigerant	R404A			
Voltage	220V			
Total input power (W)	2400	2600	3160	2400

## FEATURES

- Self contained, easy to use and easy to install
- 220V/50Hz 2-8°C
- Brushed 304 stainless steel material for inside and outside
- Black bottom shelf glass and black shelf glass
- 3 shelves with same depth
- Black silk print on glass
- Side glass horizontal with base
- Black door frame
- SECOP compressor
- Dixell digital controller

# SELF SERVICE (GRAB & GO RANGE) SLIDING

Manufactured by:



## TECHNICAL DATA

DIMENSIONS	1000 x 740 x 1360	1200 x 740 x 1360	2400 x 740 x 1360	1000 x 740 x 1360
PRODUCT MODEL	FGSW1000LM	FGSW1200LM	FGSW2400LM	FGSW1000LS
Total display area (m <sup>2</sup> )	1.4	1.6	2.5	1.4
Net volume (ltr)	350	430	780	350
Temperature range (°C)	30 - 70			
Ambient conditions	30°C, 55%, Class 4			
Heating way	Hot air, dry heating			
Humidifier	No			
Voltage	220V			
Total input power (W)	2500	2500	5100	2500

## FEATURES

- Self contained, easy to use and easy to install
- 220V/50Hz, ≤70°C
- Brushed 304 stainless steel material for inside and outside
- Black bottom shelf
- Black silk print on glass
- 3 shelves with same depth
- Side glass horizontal with base
- T5 warm light for each shelf
- Rica heating system
- Dixell thermostat
- With manual humidity

# SELF SERVICE UPRIGHT

Manufactured by:



## TECHNICAL DATA

DIMENSIONS	1300 x 840 x 2000	2000 x 840 x 2000	2500 x 840 x 2000
PRODUCT MODEL	FGOR1300LB	FGOR2000LB	FGOR2500LB
Total display area (m <sup>2</sup> )	3.0	3.85	4.47
Net volume (ltr)	740	1160	1450
Temperature range (°C)	2 - 8		
Ambient conditions	25°C, 60%, Class 3		
Refrigerant	R404A		
Voltage	220V		
Total input power (W)	2980	3150	3800

## FEATURES

- Self contained, easy to use and easy to install
- 220V/50Hz, Cold: 2-8°C R404A
- 4 adjustable shelves
- Brushed 304 stainless steel material for inside and outside
- Single LED light
- Water drain by pipe + auto-evaporated directly
- Tecumseh compressor
- Dixell thermostat inside of front panel with mild steel strip for the bumper
- Comes standard with night strip

# DELUXE SHOWCASE WITH DRAWERS

Manufactured by:



## TECHNICAL DATA

DIMENSIONS	1246 x 770 x 1175	1791 x 770 x 1175	2350 x 770 x 1175
PRODUCT MODEL	FGCT2.0A2C	FGCT2.0A3C	FGCT2.0A4C
Total display area (m <sup>2</sup> )	1.3	1.7	1.9
Net volume (ltr)	280	420	563
Temperature range (°C)	1 - 5		
Ambient conditions	30°C, 55%, Class 4		
Refrigerant	R404A		
Voltage	220V		
Total input power (W)	1220	1430	2200

## FEATURES

- Self contained, easy to use and easy to install
- 220V50Hz
- Temperature: 2-5°C
- Humidity: 40-90%
- 4 drawers with bottom storage design
- Super clear, no mist glass
- LED light

# TABLETOP SQUARE GLASS SERIES

Manufactured by:



## TABLETOP SQUARE GLASS (COLD)



### TECHNICAL DATA

DIMENSIONS	878 x 568 x 688
PRODUCT MODEL	FGTR160LS
Total display area (m <sup>2</sup> )	0.8
Net volume (ltr)	160
Temperature range (°C)	2 - 8
Ambient conditions	30°C, 55% Class 4
Refrigerant	R404A
Voltage	220V
Total Input power (W)	340

### FEATURES

- Self contained, easy to use and easy to install
- 220V50Hz
- 2-8°C R134a
- LED light

## TABLETOP SQUARE GLASS (WARM)



### TECHNICAL DATA

DIMENSIONS	862 x 568 x 688
PRODUCT MODEL	FGTW160LS
Total display area (m <sup>2</sup> )	0.8
Net volume (ltr)	160
Temperature range (°C)	30 - 70
Ambient conditions	30°C, 55%, Class 4
Heating way	Dry heating
Humidifier	No, with water tray on the bottom
Voltage	220V
Total Input power (W)	1350

### FEATURES

- Self contained, easy to use and easy to install
- 220V50Hz
- 50-70°C
- LED light

# SELF CONTAINED ISLAND FREEZER (SMR)

## UNITS COME COMPLETE WITH:

- Wire base tray
- Efficient coil design
- Fan and defrost safety thermostats
- Solar powered digital thermometer
- Stainless steel bumpers
- Glass lids



## FEATURES

- Self contained, easy to use and easy to install
- Dual temperature gives broad flexibility of stock layout and variety
- Wire base tray for hygiene and easy cleaning
- Efficient coil design gives less defrost load and lower running costs
- Fan and defrost safety thermostats fitted as standard
- Digital thermometer

## OTHER OPTIONS AND ACCESSORIES

- Bumpers fitted
- European style glass lids dramatically reduce running costs

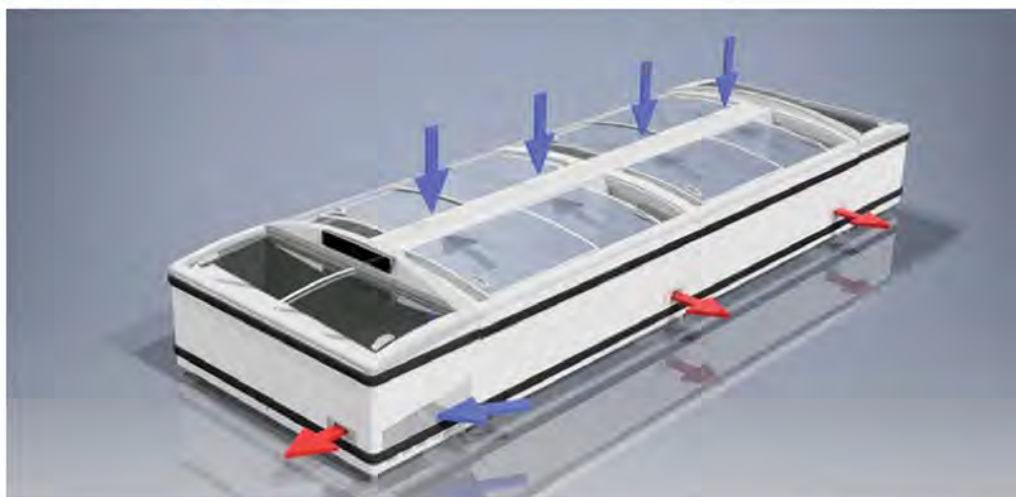
# SELF CONTAINED ISLAND FREEZER (SMR)

## TECHNICAL DATA

SPECIFICATIONS	CASE SIZE 765 / 905mm (h) x 876mm (d) x 1970mm (w)
PRODUCT MODEL	SMR 1940 LSL AD
Total display area (m <sup>2</sup> )	1164
Net volume (litr)	574
Thermal insulation layer	70mm
Temperature range (°C)	Fridge: 0°C to 8°C Freezer: -24°C to -16°C
Refrigerant	R404A
Total Input power (W)	350W

SPECIFICATIONS	CASE SIZE 840mm (h) x 880mm (d) x 2200mm (w)
PRODUCT MODEL	SMR 2200 LSL AD
Total display area (m <sup>2</sup> )	1360
Net volume (litr)	739
Thermal insulation layer	70mm
Temperature range (°C)	Fridge: 0°C to 8°C Freezer: -24°C to -16°C
Refrigerant	R404A
Total Input power (W)	400W

SPECIFICATIONS	CASE SIZE 840mm (h) x 880mm (d) x 2500mm (w)
PRODUCT MODEL	SMR 2500 LSL AD
Total display area (m <sup>2</sup> )	1560
Net volume (litr)	886
Thermal insulation layer	70mm
Temperature range (°C)	Fridge: 0°C to 8°C Freezer: -24°C to -16°C
Refrigerant	R404A
Total Input power (W)	450W



# SELF CONTAINED COMBI FREEZER (SMR & LSL)

## UNITS COME COMPLETE WITH:

- Tempered glass
- LED lights
- Acrylic sliding doors
- Stainless steel cold plate interior
- Stainless steel ice slot in front of case
- Stainless steel bumpers
- Individually controlled upper and lower decks
- High performance coils



## FEATURES

- Self contained, easy to use and easy to install
- Dual temperature gives broad flexibility of stock layout and variety
- Wire base tray for hygiene and easy cleaning
- Efficient coil design gives less defrost load and lower running costs
- Fan and defrost safety thermostats fitted as standard
- Digital thermometer

## OTHER OPTIONS AND ACCESSORIES

- Bumpers fitted
- European style glass lids dramatically reduce running costs

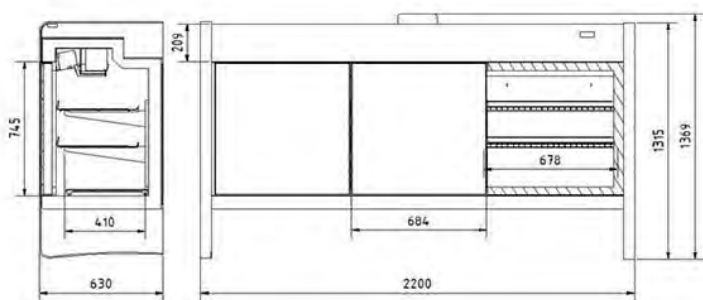
# SELF CONTAINED COMBI FREEZER (SMR & LSL)



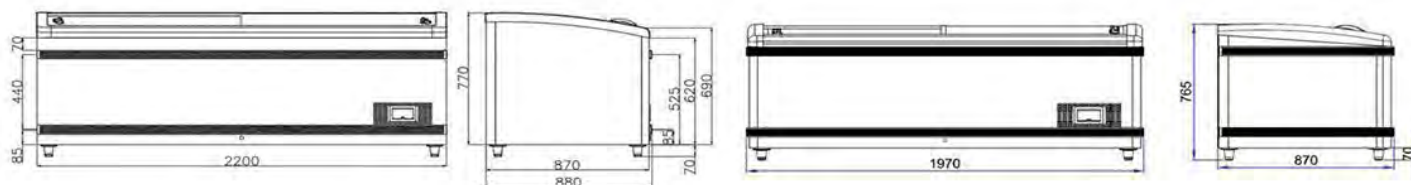
## TECHNICAL DATA

SPECIFICATIONS	CASE SIZE 1369mm (h) x 630mm (d) x 2200mm (w)
PRODUCT MODEL	Upperdeck LSL 2200 (top of combi)
Total display area (m <sup>2</sup> )	2607
Net volume (ltr)	614
Thermal insulation layer	70mm
Temperature range (°C)	Fridge: 0°C to 8°C Freezer: -24°C to -16°C
Refrigerant	R290
Total input power (W)	950W

SPECIFICATIONS	CASE SIZE 2215mm (h) x 960mm (d) x 2200mm (w)
PRODUCT MODEL	Combi (upperdeck + SMR LSL 2200)
Total display area (m <sup>2</sup> )	2607 & 1360
Net volume (ltr)	614 & 739
Thermal insulation layer	70mm
Temperature range (°C)	Fridge: 0°C to 8°C Freezer: -24°C to -16°C
Refrigerant	R290
Total input power (W)	950W



Need SMRCOM 2500 specs



# NARROW ISLAND FREEZER

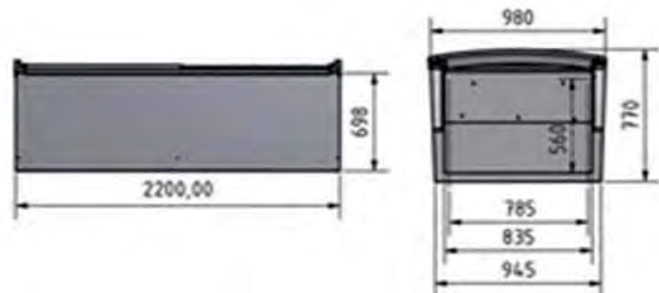
Manufactured by:  
**FRICON**  
 COOLING LIFE



SPECIFICATIONS	DA 2200
Dimensions	860mm (h) x 1000mm (d) x 2200mm (w)
Net volume (ltr)	934
Total display area (m <sup>2</sup> )	1.59
Voltage (v)	220 - 240
Temperature range (°C)	Fridge: 0°C to 8°C Freezer: -24°C to -16°C
Refrigerant	R290
Total input power (W)	334

## FEATURES

- Self contained, easy to use and easy to install
- Glass lid
- Digital thermostat
- LED lighting
- 3 dividers



# DOOR SELF CONTAINED FREEZER/CHILLER

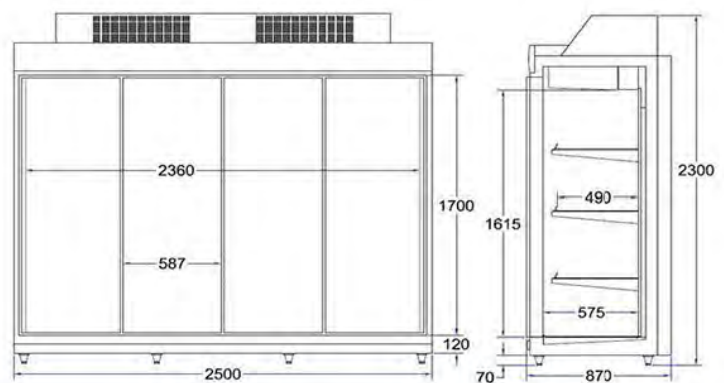
Manufactured by:  
**FRICON**<sup>®</sup>  
 COOLING LIFE



SPECIFICATIONS	WD 250	
Dimensions	2300mm (h) x 870mm (d) x 2500mm (w)	
Net volume (ltr)	2663	
Total display area (m <sup>2</sup> )	3.3	
Voltage (v)	400	
Temperature range (°C)	Fridge: 0°C to 8°C	Freezer: -24°C to -16°C
Refrigerant	R290	
Total input power (W)	2190	

## FEATURES

- Self contained, easy to use and easy to install
- Glass doors
- Digital thermostat
- LED lighting
- 16 shelves
- Water drain

































EFFICIENT | UNIQUE | DURABLE | QUALITY

<p><b>EVOK60</b></p>  	<p><b>MONTEFRESCA SQUARE GLASS DISPLAY - CHILLED</b></p> <p><b>Montefresca</b></p> <p><b>FEATURES</b></p> <ul style="list-style-type: none"> <li>Ventilated refrigeration for constant and optimized distribution of the air</li> <li>Rear thermophane glass sliding doors with gaskets</li> <li>3 Glass shelved adjustable in height with neon lighting</li> <li>Upper lighting</li> <li>Temperate thermophane glass on all sides</li> <li>Self contained</li> <li>4 Tier shelving</li> </ul> <p><b>SPECIFICATIONS:</b></p> <table border="1"> <tr> <td>Dimensions:</td> <td>650 X 770 X 1400mm</td> </tr> <tr> <td>Voltage:</td> <td>220V</td> </tr> <tr> <td>Power:</td> <td>Single Phase / 20amps</td> </tr> <tr> <td>Weight:</td> <td>115kg</td> </tr> </table> 	Dimensions:	650 X 770 X 1400mm	Voltage:	220V	Power:	Single Phase / 20amps	Weight:	115kg	 
Dimensions:	650 X 770 X 1400mm									
Voltage:	220V									
Power:	Single Phase / 20amps									
Weight:	115kg									
<p><b>EVOK90</b></p>  	<p><b>MONTEFRESCA SQUARE GLASS DISPLAY - CHILLED</b></p> <p><b>Montefresca</b></p> <p><b>FEATURES</b></p> <ul style="list-style-type: none"> <li>Ventilated refrigeration for constant and optimized distribution of the air</li> <li>Rear thermophane glass sliding doors with gaskets</li> <li>3 Glass shelved adjustable in height with neon lighting</li> <li>Upper lighting</li> <li>Temperate thermophane glass on all sides</li> <li>Self contained</li> <li>4 Tier shelving</li> </ul> <p><b>SPECIFICATIONS:</b></p> <table border="1"> <tr> <td>Dimensions:</td> <td>950 X 770 X 1400mm</td> </tr> <tr> <td>Voltage:</td> <td>220V</td> </tr> <tr> <td>Power:</td> <td>Single Phase / 20amps</td> </tr> <tr> <td>Weight:</td> <td>135kg</td> </tr> </table> 	Dimensions:	950 X 770 X 1400mm	Voltage:	220V	Power:	Single Phase / 20amps	Weight:	135kg	 
Dimensions:	950 X 770 X 1400mm									
Voltage:	220V									
Power:	Single Phase / 20amps									
Weight:	135kg									
<p><b>EVOK120</b></p>  	<p><b>MONTEFRESCA SQUARE GLASS DISPLAY - CHILLED</b></p> <p><b>Montefresca</b></p> <p><b>FEATURES</b></p> <ul style="list-style-type: none"> <li>Ventilated refrigeration for constant and optimized distribution of the air</li> <li>Rear thermophane glass sliding doors with gaskets</li> <li>3 Glass shelved adjustable in height with neon lighting</li> <li>Upper lighting</li> <li>Temperate thermophane glass on all sides</li> <li>Self contained</li> <li>4 Tier shelving</li> </ul> <p><b>SPECIFICATIONS:</b></p> <table border="1"> <tr> <td>Dimensions:</td> <td>1250 X 770 X 1400mm</td> </tr> <tr> <td>Voltage:</td> <td>220V</td> </tr> <tr> <td>Power:</td> <td>Single Phase / 20amps</td> </tr> <tr> <td>Weight:</td> <td>155kg</td> </tr> </table> 	Dimensions:	1250 X 770 X 1400mm	Voltage:	220V	Power:	Single Phase / 20amps	Weight:	155kg	 
Dimensions:	1250 X 770 X 1400mm									
Voltage:	220V									
Power:	Single Phase / 20amps									
Weight:	155kg									
<p><b>EVOK150</b></p>  	<p><b>MONTEFRESCA SQUARE GLASS DISPLAY - CHILLED</b></p> <p><b>Montefresca</b></p> <p><b>FEATURES</b></p> <ul style="list-style-type: none"> <li>Ventilated refrigeration for constant and optimized distribution of the air</li> <li>Rear thermophane glass sliding doors with gaskets</li> <li>3 Glass shelved adjustable in height with neon lighting</li> <li>Upper lighting</li> <li>Temperate thermophane glass on all sides</li> <li>Self contained</li> <li>4 Tier shelving</li> </ul> <p><b>SPECIFICATIONS:</b></p> <table border="1"> <tr> <td>Dimensions:</td> <td>1550 X 770 X 1400mm</td> </tr> <tr> <td>Voltage:</td> <td>220V</td> </tr> <tr> <td>Power:</td> <td>Single Phase / 20amps</td> </tr> <tr> <td>Weight:</td> <td>170kg</td> </tr> </table> 	Dimensions:	1550 X 770 X 1400mm	Voltage:	220V	Power:	Single Phase / 20amps	Weight:	170kg	 
Dimensions:	1550 X 770 X 1400mm									
Voltage:	220V									
Power:	Single Phase / 20amps									
Weight:	170kg									
<p><b>EVOK180</b></p>  	<p><b>MONTEFRESCA SQUARE GLASS DISPLAY - CHILLED</b></p> <p><b>Montefresca</b></p> <p><b>FEATURES</b></p> <ul style="list-style-type: none"> <li>Ventilated refrigeration for constant and optimized distribution of the air</li> <li>Rear thermophane glass sliding doors with gaskets</li> <li>3 Glass shelved adjustable in height with neon lighting</li> <li>Upper lighting</li> <li>Temperate thermophane glass on all sides</li> <li>Self contained</li> <li>4 Tier shelving</li> </ul> <p><b>SPECIFICATIONS:</b></p> <table border="1"> <tr> <td>Dimensions:</td> <td>1850 X 770 X 1400mm</td> </tr> <tr> <td>Voltage:</td> <td>220V</td> </tr> <tr> <td>Power:</td> <td>Single Phase / 20amps</td> </tr> <tr> <td>Weight:</td> <td>220kg</td> </tr> </table> 	Dimensions:	1850 X 770 X 1400mm	Voltage:	220V	Power:	Single Phase / 20amps	Weight:	220kg	 
Dimensions:	1850 X 770 X 1400mm									
Voltage:	220V									
Power:	Single Phase / 20amps									
Weight:	220kg									














<p><b>EVOK240</b></p>  	<p><b>MONTEFRESCA SQUARE GLASS DISPLAY - CHILLED</b></p> <p style="text-align: right;"><i>Montefresca</i></p> <p><b>FEATURES</b></p> <ul style="list-style-type: none"> <li>Ventilated refrigeration for constant and optimized distribution of the air</li> <li>Rear thermophane glass sliding doors with gaskets</li> <li>3 Glass shelved adjustable in height with neon lighting</li> <li>Upper lighting</li> <li>Temperate thermophane glass on all sides</li> <li>Self contained</li> <li>4 Tier shelving</li> </ul> <p><b>SPECIFICATIONS:</b></p> <table border="1"> <tr> <td>Dimensions:</td> <td>2450 X 770 X 1400mm</td> </tr> <tr> <td>Voltage:</td> <td>220V</td> </tr> <tr> <td>Power:</td> <td>Single Phase / 20amps</td> </tr> <tr> <td>Weight:</td> <td>310kg</td> </tr> </table> 	Dimensions:	2450 X 770 X 1400mm	Voltage:	220V	Power:	Single Phase / 20amps	Weight:	310kg	 
Dimensions:	2450 X 770 X 1400mm									
Voltage:	220V									
Power:	Single Phase / 20amps									
Weight:	310kg									
<p><b>EVOK HOT 60</b></p>  	<p><b>MONTEFRESCA SQUARE GLASS DISPLAY - HEATED</b></p> <p style="text-align: right;"><i>Montefresca</i></p> <p><b>FEATURES</b></p> <ul style="list-style-type: none"> <li>Ventilated refrigeration for constant and optimized distribution of the air</li> <li>Rear thermophane glass sliding doors with gaskets</li> <li>3 Glass shelved adjustable in height with neon lighting</li> <li>Upper lighting</li> <li>Temperate thermophane glass on all sides</li> <li>Self contained</li> <li>4 Tier shelving</li> </ul> <p><b>SPECIFICATIONS:</b></p> <table border="1"> <tr> <td>Dimensions:</td> <td>650 X 770 X 1400mm</td> </tr> <tr> <td>Voltage:</td> <td>220V</td> </tr> <tr> <td>Power:</td> <td>Single Phase / 20amps</td> </tr> <tr> <td>Weight:</td> <td>115kg</td> </tr> </table> 	Dimensions:	650 X 770 X 1400mm	Voltage:	220V	Power:	Single Phase / 20amps	Weight:	115kg	 
Dimensions:	650 X 770 X 1400mm									
Voltage:	220V									
Power:	Single Phase / 20amps									
Weight:	115kg									
<p><b>EVOK HOT 90</b></p>  	<p><b>MONTEFRESCA SQUARE GLASS DISPLAY - HEATED</b></p> <p style="text-align: right;"><i>Montefresca</i></p> <p><b>FEATURES</b></p> <ul style="list-style-type: none"> <li>Ventilated refrigeration for constant and optimized distribution of the air</li> <li>Rear thermophane glass sliding doors with gaskets</li> <li>3 Glass shelved adjustable in height with neon lighting</li> <li>Upper lighting</li> <li>Temperate thermophane glass on all sides</li> <li>Self contained</li> <li>4 Tier shelving</li> </ul> <p><b>SPECIFICATIONS:</b></p> <table border="1"> <tr> <td>Dimensions:</td> <td>950 X 770 X 1400mm</td> </tr> <tr> <td>Voltage:</td> <td>220V</td> </tr> <tr> <td>Power:</td> <td>Single Phase / 20amps</td> </tr> <tr> <td>Weight:</td> <td>135kg</td> </tr> </table> 	Dimensions:	950 X 770 X 1400mm	Voltage:	220V	Power:	Single Phase / 20amps	Weight:	135kg	 
Dimensions:	950 X 770 X 1400mm									
Voltage:	220V									
Power:	Single Phase / 20amps									
Weight:	135kg									
<p><b>EVOK HOT 120</b></p>  	<p><b>MONTEFRESCA SQUARE GLASS DISPLAY - HEATED</b></p> <p style="text-align: right;"><i>Montefresca</i></p> <p><b>FEATURES</b></p> <ul style="list-style-type: none"> <li>Ventilated refrigeration for constant and optimized distribution of the air</li> <li>Rear thermophane glass sliding doors with gaskets</li> <li>3 Glass shelved adjustable in height with neon lighting</li> <li>Upper lighting</li> <li>Temperate thermophane glass on all sides</li> <li>Self contained</li> <li>4 Tier shelving</li> </ul> <p><b>SPECIFICATIONS:</b></p> <table border="1"> <tr> <td>Dimensions:</td> <td>1250 X 770 X 1400mm</td> </tr> <tr> <td>Voltage:</td> <td>220V</td> </tr> <tr> <td>Power:</td> <td>Single Phase / 20amps</td> </tr> <tr> <td>Weight:</td> <td>155kg</td> </tr> </table> 	Dimensions:	1250 X 770 X 1400mm	Voltage:	220V	Power:	Single Phase / 20amps	Weight:	155kg	 
Dimensions:	1250 X 770 X 1400mm									
Voltage:	220V									
Power:	Single Phase / 20amps									
Weight:	155kg									
<p><b>EVOK HOT 150</b></p>  	<p><b>MONTEFRESCA SQUARE GLASS DISPLAY - HEATED</b></p> <p style="text-align: right;"><i>Montefresca</i></p> <p><b>FEATURES</b></p> <ul style="list-style-type: none"> <li>Ventilated refrigeration for constant and optimized distribution of the air</li> <li>Rear thermophane glass sliding doors with gaskets</li> <li>3 Glass shelved adjustable in height with neon lighting</li> <li>Upper lighting</li> <li>Temperate thermophane glass on all sides</li> <li>Self contained</li> <li>4 Tier shelving</li> </ul> <p><b>SPECIFICATIONS:</b></p> <table border="1"> <tr> <td>Dimensions:</td> <td>1550 X 770 X 1400mm</td> </tr> <tr> <td>Voltage:</td> <td>220V</td> </tr> <tr> <td>Power:</td> <td>Single Phase / 20amps</td> </tr> <tr> <td>Weight:</td> <td>170kg</td> </tr> </table> 	Dimensions:	1550 X 770 X 1400mm	Voltage:	220V	Power:	Single Phase / 20amps	Weight:	170kg	 
Dimensions:	1550 X 770 X 1400mm									
Voltage:	220V									
Power:	Single Phase / 20amps									
Weight:	170kg									





<p><b>EVOK HOT 180</b></p>  	<p><b>MONTEFRESCA SQUARE GLASS DISPLAY - HEATED</b></p> <p><b>Montefresca</b></p> <p><b>FEATURES</b></p> <ul style="list-style-type: none"> <li>Ventilated refrigeration for constant and optimized distribution of the air</li> <li>Rear thermophane glass sliding doors with gaskets</li> <li>3 Glass shelved adjustable in height with neon lighting</li> <li>Upper lighting</li> <li>Temperate thermophane glass on all sides</li> <li>Self contained</li> <li>4 Tier shelving</li> </ul> <p><b>SPECIFICATIONS:</b></p> <p>Dimensions: 1850 X 770 X 1400mm  Voltage: 220V  Power: Single Phase / 20amps  Weight: 220kg</p> 	 
<p><b>EVOK HOT 240</b></p>  	<p><b>MONTEFRESCA SQUARE GLASS DISPLAY - HEATED</b></p> <p><b>Montefresca</b></p> <p><b>FEATURES</b></p> <ul style="list-style-type: none"> <li>Ventilated refrigeration for constant and optimized distribution of the air</li> <li>Rear thermophane glass sliding doors with gaskets</li> <li>3 Glass shelved adjustable in height with neon lighting</li> <li>Upper lighting</li> <li>Temperate thermophane glass on all sides</li> <li>Self contained</li> <li>4 Tier shelving</li> </ul> <p><b>SPECIFICATIONS:</b></p> <p>Dimensions: 2450 X 770 X 1400mm  Voltage: 220V  Power: Single Phase / 20amps  Weight: 310kg</p> 	 
<p><b>BM-EVOK HOT 90</b></p>  	<p><b>MONTEFRESCA SQUARE GLASS BAIN MARIE - HEATED</b></p> <p><b>Montefresca</b></p> <p><b>FEATURES</b></p> <ul style="list-style-type: none"> <li>Ventilated refrigeration for constant and optimized distribution of the air</li> <li>Rear thermophane glass sliding doors with gaskets</li> <li>3 Glass shelved adjustable in height with neon lighting</li> <li>Upper lighting</li> <li>Temperate thermophane glass on all sides</li> <li>Self contained</li> <li>Base + 1 shelf</li> <li>Includes stainless steel inserts</li> </ul> <p><b>SPECIFICATIONS:</b></p> <p>Dimensions: 950 X 770 X 1400mm  Voltage: 220V  Power: Single Phase / 20amps  Weight: 135kg</p> 	 
<p><b>BM-EVOK HOT 120</b></p>  	<p><b>MONTEFRESCA SQUARE GLASS BAIN MARIE - HEATED</b></p> <p><b>Montefresca</b></p> <p><b>FEATURES</b></p> <ul style="list-style-type: none"> <li>Ventilated refrigeration for constant and optimized distribution of the air</li> <li>Rear thermophane glass sliding doors with gaskets</li> <li>3 Glass shelved adjustable in height with neon lighting</li> <li>Upper lighting</li> <li>Temperate thermophane glass on all sides</li> <li>Self contained</li> <li>Base + 1 shelf</li> <li>Includes stainless steel inserts</li> </ul> <p><b>SPECIFICATIONS:</b></p> <p>Dimensions: 1250 X 770 X 1400mm  Voltage: 220V  Power: Single Phase / 20amps  Weight: 155kg</p> 	 
<p><b>BM-EVOK HOT 150</b></p>  	<p><b>MONTEFRESCA SQUARE GLASS BAIN MARIE - HEATED</b></p> <p><b>Montefresca</b></p> <p><b>FEATURES</b></p> <ul style="list-style-type: none"> <li>Ventilated refrigeration for constant and optimized distribution of the air</li> <li>Rear thermophane glass sliding doors with gaskets</li> <li>3 Glass shelved adjustable in height with neon lighting</li> <li>Upper lighting</li> <li>Temperate thermophane glass on all sides</li> <li>Self contained</li> <li>Base + 1 shelf</li> <li>Includes stainless steel inserts</li> </ul> <p><b>SPECIFICATIONS:</b></p> <p>Dimensions: 1550 X 770 X 1400mm  Voltage: 220V  Power: Single Phase / 20amps  Weight: 170kg</p> 	 

<p><b>EVOK HOT 180</b></p>  	<p><b>MONTEFRESCA SQUARE GLASS DISPLAY - HEATED</b></p> <p><b>Montefresca</b></p> <p><b>FEATURES</b></p> <ul style="list-style-type: none"> <li>Ventilated refrigeration for constant and optimized distribution of the air</li> <li>Rear thermophane glass sliding doors with gaskets</li> <li>3 Glass shelved adjustable in height with neon lighting</li> <li>Upper lighting</li> <li>Temperate thermophane glass on all sides</li> <li>Self contained</li> <li>4 Tier shelving</li> </ul> <p><b>SPECIFICATIONS:</b></p> <p>Dimensions: 1850 X 770 X 1400mm  Voltage: 220V  Power: Single Phase / 20amps  Weight: 220kg</p> 	 
<p><b>EVOK HOT 240</b></p>  	<p><b>MONTEFRESCA SQUARE GLASS DISPLAY - HEATED</b></p> <p><b>Montefresca</b></p> <p><b>FEATURES</b></p> <ul style="list-style-type: none"> <li>Ventilated refrigeration for constant and optimized distribution of the air</li> <li>Rear thermophane glass sliding doors with gaskets</li> <li>3 Glass shelved adjustable in height with neon lighting</li> <li>Upper lighting</li> <li>Temperate thermophane glass on all sides</li> <li>Self contained</li> <li>4 Tier shelving</li> </ul> <p><b>SPECIFICATIONS:</b></p> <p>Dimensions: 2450 X 770 X 1400mm  Voltage: 220V  Power: Single Phase / 20amps  Weight: 310kg</p> 	 
<p><b>BM-EVOK HOT 90</b></p>  	<p><b>MONTEFRESCA SQUARE GLASS BAIN MARIE - HEATED</b></p> <p><b>Montefresca</b></p> <p><b>FEATURES</b></p> <ul style="list-style-type: none"> <li>Ventilated refrigeration for constant and optimized distribution of the air</li> <li>Rear thermophane glass sliding doors with gaskets</li> <li>3 Glass shelved adjustable in height with neon lighting</li> <li>Upper lighting</li> <li>Temperate thermophane glass on all sides</li> <li>Self contained</li> <li>Base + 1 shelf</li> <li>Includes stainless steel inserts</li> </ul> <p><b>SPECIFICATIONS:</b></p> <p>Dimensions: 950 X 770 X 1400mm  Voltage: 220V  Power: Single Phase / 20amps  Weight: 135kg</p> 	 
<p><b>BM-EVOK HOT 120</b></p>  	<p><b>MONTEFRESCA SQUARE GLASS BAIN MARIE - HEATED</b></p> <p><b>Montefresca</b></p> <p><b>FEATURES</b></p> <ul style="list-style-type: none"> <li>Ventilated refrigeration for constant and optimized distribution of the air</li> <li>Rear thermophane glass sliding doors with gaskets</li> <li>3 Glass shelved adjustable in height with neon lighting</li> <li>Upper lighting</li> <li>Temperate thermophane glass on all sides</li> <li>Self contained</li> <li>Base + 1 shelf</li> <li>Includes stainless steel inserts</li> </ul> <p><b>SPECIFICATIONS:</b></p> <p>Dimensions: 1250 X 770 X 1400mm  Voltage: 220V  Power: Single Phase / 20amps  Weight: 155kg</p> 	 
<p><b>BM-EVOK HOT 150</b></p>  	<p><b>MONTEFRESCA SQUARE GLASS BAIN MARIE - HEATED</b></p> <p><b>Montefresca</b></p> <p><b>FEATURES</b></p> <ul style="list-style-type: none"> <li>Ventilated refrigeration for constant and optimized distribution of the air</li> <li>Rear thermophane glass sliding doors with gaskets</li> <li>3 Glass shelved adjustable in height with neon lighting</li> <li>Upper lighting</li> <li>Temperate thermophane glass on all sides</li> <li>Self contained</li> <li>Base + 1 shelf</li> <li>Includes stainless steel inserts</li> </ul> <p><b>SPECIFICATIONS:</b></p> <p>Dimensions: 1550 X 770 X 1400mm  Voltage: 220V  Power: Single Phase / 20amps  Weight: 170kg</p> 	 


BM-EVOK HOT 180	MONTEFRESCA SQUARE GLASS BAIN MARIE - HEATED									
 	<p><b>Montefresca</b></p> <p><b>FEATURES</b></p> <ul style="list-style-type: none"> <li>Ventilated refrigeration for constant and optimized distribution of the air</li> <li>Rear thermophane glass sliding doors with gaskets</li> <li>3 Glass shelved adjustable in height with neon lighting</li> <li>Upper lighting</li> <li>Temperate thermophane glass on all sides</li> <li>Self contained</li> <li>Base + 1 shelf</li> <li>Includes stainless steel inserts</li> </ul> <p><b>SPECIFICATIONS:</b></p> <table border="1"> <tr> <td>Dimensions:</td> <td>1850 X 770 X 1400mm</td> </tr> <tr> <td>Voltage:</td> <td>220V</td> </tr> <tr> <td>Power:</td> <td>Single Phase / 20amps</td> </tr> <tr> <td>Weight:</td> <td>220kg</td> </tr> </table> 	Dimensions:	1850 X 770 X 1400mm	Voltage:	220V	Power:	Single Phase / 20amps	Weight:	220kg	 
Dimensions:	1850 X 770 X 1400mm									
Voltage:	220V									
Power:	Single Phase / 20amps									
Weight:	220kg									
BM-EVOK HOT 240	MONTEFRESCA SQUARE GLASS BAIN MARIE - HEATED									
 	<p><b>Montefresca</b></p> <p><b>FEATURES</b></p> <ul style="list-style-type: none"> <li>Ventilated refrigeration for constant and optimized distribution of the air</li> <li>Rear thermophane glass sliding doors with gaskets</li> <li>3 Glass shelved adjustable in height with neon lighting</li> <li>Upper lighting</li> <li>Temperate thermophane glass on all sides</li> <li>Self contained</li> <li>Base + 1 shelf</li> <li>Includes stainless steel inserts</li> </ul> <p><b>SPECIFICATIONS:</b></p> <table border="1"> <tr> <td>Dimensions:</td> <td>2450 X 770 X 1400mm</td> </tr> <tr> <td>Voltage:</td> <td>220V</td> </tr> <tr> <td>Power:</td> <td>Single Phase / 20amps</td> </tr> <tr> <td>Weight:</td> <td>310kg</td> </tr> </table> 	Dimensions:	2450 X 770 X 1400mm	Voltage:	220V	Power:	Single Phase / 20amps	Weight:	310kg	 
Dimensions:	2450 X 770 X 1400mm									
Voltage:	220V									
Power:	Single Phase / 20amps									
Weight:	310kg									
EVO60	MONTEFRESCA CURVED GLASS DISPLAY - CHILLED									
 	<p><b>Montefresca</b></p> <p><b>FEATURES</b></p> <ul style="list-style-type: none"> <li>Ventilated refrigeration for constant and optimized distribution of the air</li> <li>Rear thermophane glass sliding doors with gaskets</li> <li>3 Glass shelved adjustable in height with neon lighting</li> <li>Upper lighting</li> <li>Temperate thermophane glass on all sides</li> <li>Self contained</li> <li>4 Tier shelving</li> </ul> <p><b>SPECIFICATIONS:</b></p> <table border="1"> <tr> <td>Dimensions:</td> <td>650 X 770 X 1400mm</td> </tr> <tr> <td>Voltage:</td> <td>220V</td> </tr> <tr> <td>Power:</td> <td>Single Phase / 20amps</td> </tr> <tr> <td>Weight:</td> <td>115kg</td> </tr> </table> 	Dimensions:	650 X 770 X 1400mm	Voltage:	220V	Power:	Single Phase / 20amps	Weight:	115kg	 
Dimensions:	650 X 770 X 1400mm									
Voltage:	220V									
Power:	Single Phase / 20amps									
Weight:	115kg									
EVO90	MONTEFRESCA CURVED GLASS DISPLAY - CHILLED									
 	<p><b>Montefresca</b></p> <p><b>FEATURES</b></p> <ul style="list-style-type: none"> <li>Ventilated refrigeration for constant and optimized distribution of the air</li> <li>Rear thermophane glass sliding doors with gaskets</li> <li>3 Glass shelved adjustable in height with neon lighting</li> <li>Upper lighting</li> <li>Temperate thermophane glass on all sides</li> <li>Self contained</li> <li>4 Tier shelving</li> </ul> <p><b>SPECIFICATIONS:</b></p> <table border="1"> <tr> <td>Dimensions:</td> <td>950 X 770 X 1400mm</td> </tr> <tr> <td>Voltage:</td> <td>220V</td> </tr> <tr> <td>Power:</td> <td>Single Phase / 20amps</td> </tr> <tr> <td>Weight:</td> <td>135kg</td> </tr> </table> 	Dimensions:	950 X 770 X 1400mm	Voltage:	220V	Power:	Single Phase / 20amps	Weight:	135kg	 
Dimensions:	950 X 770 X 1400mm									
Voltage:	220V									
Power:	Single Phase / 20amps									
Weight:	135kg									
EVO120	MONTEFRESCA CURVED GLASS DISPLAY - CHILLED									
 	<p><b>Montefresca</b></p> <p><b>FEATURES</b></p> <ul style="list-style-type: none"> <li>Ventilated refrigeration for constant and optimized distribution of the air</li> <li>Rear thermophane glass sliding doors with gaskets</li> <li>3 Glass shelved adjustable in height with neon lighting</li> <li>Upper lighting</li> <li>Temperate thermophane glass on all sides</li> <li>Self contained</li> <li>4 Tier shelving</li> </ul> <p><b>SPECIFICATIONS:</b></p> <table border="1"> <tr> <td>Dimensions:</td> <td>1250 X 770 X 1400mm</td> </tr> <tr> <td>Voltage:</td> <td>220V</td> </tr> <tr> <td>Power:</td> <td>Single Phase / 20amps</td> </tr> <tr> <td>Weight:</td> <td>155kg</td> </tr> </table> 	Dimensions:	1250 X 770 X 1400mm	Voltage:	220V	Power:	Single Phase / 20amps	Weight:	155kg	 
Dimensions:	1250 X 770 X 1400mm									
Voltage:	220V									
Power:	Single Phase / 20amps									
Weight:	155kg									

<p><b>EVO150</b></p>  	<p><b>MONTEFRESCA CURVED GLASS DISPLAY - CHILLED</b></p> <p style="text-align: right;"><b>Montefresca</b></p> <p><b>FEATURES</b></p> <ul style="list-style-type: none"> <li>Ventilated refrigeration for constant and optimized distribution of the air</li> <li>Rear thermophane glass sliding doors with gaskets</li> <li>3 Glass shelved adjustable in height with neon lighting</li> <li>Upper lighting</li> <li>Temperate thermophane glass on all sides</li> <li>Self contained</li> <li>4 Tier shelving</li> </ul> <p><b>SPECIFICATIONS:</b></p> <table border="1"> <tr> <td>Dimensions:</td> <td>1550 X 770 X 1400mm</td> </tr> <tr> <td>Voltage:</td> <td>220V</td> </tr> <tr> <td>Power:</td> <td>Single Phase / 20amps</td> </tr> <tr> <td>Weight:</td> <td>170kg</td> </tr> </table> 	Dimensions:	1550 X 770 X 1400mm	Voltage:	220V	Power:	Single Phase / 20amps	Weight:	170kg	 
Dimensions:	1550 X 770 X 1400mm									
Voltage:	220V									
Power:	Single Phase / 20amps									
Weight:	170kg									
<p><b>EVO180</b></p>  	<p><b>MONTEFRESCA CURVED GLASS DISPLAY - CHILLED</b></p> <p style="text-align: right;"><b>Montefresca</b></p> <p><b>FEATURES</b></p> <ul style="list-style-type: none"> <li>Ventilated refrigeration for constant and optimized distribution of the air</li> <li>Rear thermophane glass sliding doors with gaskets</li> <li>3 Glass shelved adjustable in height with neon lighting</li> <li>Upper lighting</li> <li>Temperate thermophane glass on all sides</li> <li>Self contained</li> <li>4 Tier shelving</li> </ul> <p><b>SPECIFICATIONS:</b></p> <table border="1"> <tr> <td>Dimensions:</td> <td>1850 X 770 X 1400mm</td> </tr> <tr> <td>Voltage:</td> <td>220V</td> </tr> <tr> <td>Power:</td> <td>Single Phase / 20amps</td> </tr> <tr> <td>Weight:</td> <td>220kg</td> </tr> </table> 	Dimensions:	1850 X 770 X 1400mm	Voltage:	220V	Power:	Single Phase / 20amps	Weight:	220kg	 
Dimensions:	1850 X 770 X 1400mm									
Voltage:	220V									
Power:	Single Phase / 20amps									
Weight:	220kg									
<p><b>EVO240</b></p>  	<p><b>MONTEFRESCA CURVED GLASS DISPLAY - CHILLED</b></p> <p style="text-align: right;"><b>Montefresca</b></p> <p><b>FEATURES</b></p> <ul style="list-style-type: none"> <li>Ventilated refrigeration for constant and optimized distribution of the air</li> <li>Rear thermophane glass sliding doors with gaskets</li> <li>3 Glass shelved adjustable in height with neon lighting</li> <li>Upper lighting</li> <li>Temperate thermophane glass on all sides</li> <li>Self contained</li> <li>4 Tier shelving</li> </ul> <p><b>SPECIFICATIONS:</b></p> <table border="1"> <tr> <td>Dimensions:</td> <td>2450 X 770 X 1400mm</td> </tr> <tr> <td>Voltage:</td> <td>220V</td> </tr> <tr> <td>Power:</td> <td>Single Phase / 20amps</td> </tr> <tr> <td>Weight:</td> <td>310kg</td> </tr> </table> 	Dimensions:	2450 X 770 X 1400mm	Voltage:	220V	Power:	Single Phase / 20amps	Weight:	310kg	 
Dimensions:	2450 X 770 X 1400mm									
Voltage:	220V									
Power:	Single Phase / 20amps									
Weight:	310kg									
<p><b>EVO HOT 60</b></p>  	<p><b>MONTEFRESCA CURVED GLASS DISPLAY - HEATED</b></p> <p style="text-align: right;"><b>Montefresca</b></p> <p><b>FEATURES</b></p> <ul style="list-style-type: none"> <li>Ventilated refrigeration for constant and optimized distribution of the air</li> <li>Rear thermophane glass sliding doors with gaskets</li> <li>3 Glass shelved adjustable in height with neon lighting</li> <li>Upper lighting</li> <li>Temperate thermophane glass on all sides</li> <li>Self contained</li> <li>4 Tier shelving</li> </ul> <p><b>SPECIFICATIONS:</b></p> <table border="1"> <tr> <td>Dimensions:</td> <td>650 X 770 X 1400mm</td> </tr> <tr> <td>Voltage:</td> <td>220V</td> </tr> <tr> <td>Power:</td> <td>Single Phase / 20amps</td> </tr> <tr> <td>Weight:</td> <td>115kg</td> </tr> </table> 	Dimensions:	650 X 770 X 1400mm	Voltage:	220V	Power:	Single Phase / 20amps	Weight:	115kg	 
Dimensions:	650 X 770 X 1400mm									
Voltage:	220V									
Power:	Single Phase / 20amps									
Weight:	115kg									
<p><b>EVO HOT 90</b></p>  	<p><b>MONTEFRESCA CURVED GLASS DISPLAY - HEATED</b></p> <p style="text-align: right;"><b>Montefresca</b></p> <p><b>FEATURES</b></p> <ul style="list-style-type: none"> <li>Ventilated refrigeration for constant and optimized distribution of the air</li> <li>Rear thermophane glass sliding doors with gaskets</li> <li>3 Glass shelved adjustable in height with neon lighting</li> <li>Upper lighting</li> <li>Temperate thermophane glass on all sides</li> <li>Self contained</li> <li>4 Tier shelving</li> </ul> <p><b>SPECIFICATIONS:</b></p> <table border="1"> <tr> <td>Dimensions:</td> <td>950 X 770 X 1400mm</td> </tr> <tr> <td>Voltage:</td> <td>220V</td> </tr> <tr> <td>Power:</td> <td>Single Phase / 20amps</td> </tr> <tr> <td>Weight:</td> <td>135kg</td> </tr> </table> 	Dimensions:	950 X 770 X 1400mm	Voltage:	220V	Power:	Single Phase / 20amps	Weight:	135kg	 
Dimensions:	950 X 770 X 1400mm									
Voltage:	220V									
Power:	Single Phase / 20amps									
Weight:	135kg									





<p><b>EVO HOT 120</b></p>  	<p><b>MONTEFRESCA CURVED GLASS DISPLAY - HEATED</b></p> <p><b>Montefresca</b></p> <p><b>FEATURES</b></p> <ul style="list-style-type: none"> <li>Ventilated refrigeration for constant and optimized distribution of the air</li> <li>Rear thermophane glass sliding doors with gaskets</li> <li>3 Glass shelved adjustable in height with neon lighting</li> <li>Upper lighting</li> <li>Temperate thermophane glass on all sides</li> <li>Self contained</li> <li>4 Tier shelving</li> </ul> <p><b>SPECIFICATIONS:</b></p> <table border="1"> <tr> <td>Dimensions:</td> <td>1250 X 770 X 1400mm</td> </tr> <tr> <td>Voltage:</td> <td>220V</td> </tr> <tr> <td>Power:</td> <td>Single Phase / 20amps</td> </tr> <tr> <td>Weight:</td> <td>155kg</td> </tr> </table> 	Dimensions:	1250 X 770 X 1400mm	Voltage:	220V	Power:	Single Phase / 20amps	Weight:	155kg	 
Dimensions:	1250 X 770 X 1400mm									
Voltage:	220V									
Power:	Single Phase / 20amps									
Weight:	155kg									
<p><b>EVO HOT 150</b></p>  	<p><b>MONTEFRESCA CURVED GLASS DISPLAY - HEATED</b></p> <p><b>Montefresca</b></p> <p><b>FEATURES</b></p> <ul style="list-style-type: none"> <li>Ventilated refrigeration for constant and optimized distribution of the air</li> <li>Rear thermophane glass sliding doors with gaskets</li> <li>3 Glass shelved adjustable in height with neon lighting</li> <li>Upper lighting</li> <li>Temperate thermophane glass on all sides</li> <li>Self contained</li> <li>4 Tier shelving</li> </ul> <p><b>SPECIFICATIONS:</b></p> <table border="1"> <tr> <td>Dimensions:</td> <td>1550 X 770 X 1400mm</td> </tr> <tr> <td>Voltage:</td> <td>220V</td> </tr> <tr> <td>Power:</td> <td>Single Phase / 20amps</td> </tr> <tr> <td>Weight:</td> <td>170kg</td> </tr> </table> 	Dimensions:	1550 X 770 X 1400mm	Voltage:	220V	Power:	Single Phase / 20amps	Weight:	170kg	 
Dimensions:	1550 X 770 X 1400mm									
Voltage:	220V									
Power:	Single Phase / 20amps									
Weight:	170kg									
<p><b>EVO HOT 180</b></p>  	<p><b>MONTEFRESCA CURVED GLASS DISPLAY - HEATED</b></p> <p><b>Montefresca</b></p> <p><b>FEATURES</b></p> <ul style="list-style-type: none"> <li>Ventilated refrigeration for constant and optimized distribution of the air</li> <li>Rear thermophane glass sliding doors with gaskets</li> <li>3 Glass shelved adjustable in height with neon lighting</li> <li>Upper lighting</li> <li>Temperate thermophane glass on all sides</li> <li>Self contained</li> <li>4 Tier shelving</li> </ul> <p><b>SPECIFICATIONS:</b></p> <table border="1"> <tr> <td>Dimensions:</td> <td>1850 X 770 X 1400mm</td> </tr> <tr> <td>Voltage:</td> <td>220V</td> </tr> <tr> <td>Power:</td> <td>Single Phase / 20amps</td> </tr> <tr> <td>Weight:</td> <td>220kg</td> </tr> </table> 	Dimensions:	1850 X 770 X 1400mm	Voltage:	220V	Power:	Single Phase / 20amps	Weight:	220kg	 
Dimensions:	1850 X 770 X 1400mm									
Voltage:	220V									
Power:	Single Phase / 20amps									
Weight:	220kg									
<p><b>EVO HOT 240</b></p>  	<p><b>MONTEFRESCA CURVED GLASS DISPLAY - HEATED</b></p> <p><b>Montefresca</b></p> <p><b>FEATURES</b></p> <ul style="list-style-type: none"> <li>Ventilated refrigeration for constant and optimized distribution of the air</li> <li>Rear thermophane glass sliding doors with gaskets</li> <li>3 Glass shelved adjustable in height with neon lighting</li> <li>Upper lighting</li> <li>Temperate thermophane glass on all sides</li> <li>Self contained</li> <li>4 Tier shelving</li> </ul> <p><b>SPECIFICATIONS:</b></p> <table border="1"> <tr> <td>Dimensions:</td> <td>2450 X 770 X 1400mm</td> </tr> <tr> <td>Voltage:</td> <td>220V</td> </tr> <tr> <td>Power:</td> <td>Single Phase / 20amps</td> </tr> <tr> <td>Weight:</td> <td>310kg</td> </tr> </table> 	Dimensions:	2450 X 770 X 1400mm	Voltage:	220V	Power:	Single Phase / 20amps	Weight:	310kg	 
Dimensions:	2450 X 770 X 1400mm									
Voltage:	220V									
Power:	Single Phase / 20amps									
Weight:	310kg									
<p><b>BM-EVO HOT 90</b></p>  	<p><b>MONTEFRESCA CURVED GLASS BAIN MARIE - HEATED</b></p> <p><b>Montefresca</b></p> <p><b>FEATURES</b></p> <ul style="list-style-type: none"> <li>Ventilated refrigeration for constant and optimized distribution of the air</li> <li>Rear thermophane glass sliding doors with gaskets</li> <li>3 Glass shelved adjustable in height with neon lighting</li> <li>Upper lighting</li> <li>Temperate thermophane glass on all sides</li> <li>Self contained</li> <li>Base + 1 shelf</li> <li>Includes stainless steel inserts</li> </ul> <p><b>SPECIFICATIONS:</b></p> <table border="1"> <tr> <td>Dimensions:</td> <td>950 X 770 X 1400mm</td> </tr> <tr> <td>Voltage:</td> <td>220V</td> </tr> <tr> <td>Power:</td> <td>Single Phase / 20amps</td> </tr> <tr> <td>Weight:</td> <td>135kg</td> </tr> </table> 	Dimensions:	950 X 770 X 1400mm	Voltage:	220V	Power:	Single Phase / 20amps	Weight:	135kg	 
Dimensions:	950 X 770 X 1400mm									
Voltage:	220V									
Power:	Single Phase / 20amps									
Weight:	135kg									

<p><b>BM-EVO HOT 120</b></p>  	<p><b>MONTEFRESCA CURVED GLASS BAIN MARIE - HEATED</b></p> <p style="text-align: right;"><b>Montefresca</b></p> <p><b>FEATURES</b></p> <ul style="list-style-type: none"> <li>Ventilated refrigeration for constant and optimized distribution of the air</li> <li>Rear thermophane glass sliding doors with gaskets</li> <li>3 Glass shelved adjustable in height with neon lighting</li> <li>Upper lighting</li> <li>Temperate thermophane glass on all sides</li> <li>Self contained</li> <li>Base + 1 shelf</li> <li>Includes stainless steel inserts</li> </ul> <p><b>SPECIFICATIONS:</b></p> <table border="1"> <tr> <td>Dimensions:</td> <td>1250 X 770 X 1400mm</td> </tr> <tr> <td>Voltage:</td> <td>220V</td> </tr> <tr> <td>Power:</td> <td>Single Phase / 20amps</td> </tr> <tr> <td>Weight:</td> <td>155kg</td> </tr> </table> 	Dimensions:	1250 X 770 X 1400mm	Voltage:	220V	Power:	Single Phase / 20amps	Weight:	155kg	 
Dimensions:	1250 X 770 X 1400mm									
Voltage:	220V									
Power:	Single Phase / 20amps									
Weight:	155kg									
<p><b>BM-EVO HOT 150</b></p>  	<p><b>MONTEFRESCA CURVED GLASS BAIN MARIE - HEATED</b></p> <p style="text-align: right;"><b>Montefresca</b></p> <p><b>FEATURES</b></p> <ul style="list-style-type: none"> <li>Ventilated refrigeration for constant and optimized distribution of the air</li> <li>Rear thermophane glass sliding doors with gaskets</li> <li>3 Glass shelved adjustable in height with neon lighting</li> <li>Upper lighting</li> <li>Temperate thermophane glass on all sides</li> <li>Self contained</li> <li>Base + 1 shelf</li> <li>Includes stainless steel inserts</li> </ul> <p><b>SPECIFICATIONS:</b></p> <table border="1"> <tr> <td>Dimensions:</td> <td>1550 X 770 X 1400mm</td> </tr> <tr> <td>Voltage:</td> <td>220V</td> </tr> <tr> <td>Power:</td> <td>Single Phase / 20amps</td> </tr> <tr> <td>Weight:</td> <td>170kg</td> </tr> </table> 	Dimensions:	1550 X 770 X 1400mm	Voltage:	220V	Power:	Single Phase / 20amps	Weight:	170kg	 
Dimensions:	1550 X 770 X 1400mm									
Voltage:	220V									
Power:	Single Phase / 20amps									
Weight:	170kg									
<p><b>BM-EVO HOT 180</b></p>  	<p><b>MONTEFRESCA CURVED GLASS BAIN MARIE - HEATED</b></p> <p style="text-align: right;"><b>Montefresca</b></p> <p><b>FEATURES</b></p> <ul style="list-style-type: none"> <li>Ventilated refrigeration for constant and optimized distribution of the air</li> <li>Rear thermophane glass sliding doors with gaskets</li> <li>3 Glass shelved adjustable in height with neon lighting</li> <li>Upper lighting</li> <li>Temperate thermophane glass on all sides</li> <li>Self contained</li> <li>Base + 1 shelf</li> <li>Includes stainless steel inserts</li> </ul> <p><b>SPECIFICATIONS:</b></p> <table border="1"> <tr> <td>Dimensions:</td> <td>1850 X 770 X 1400mm</td> </tr> <tr> <td>Voltage:</td> <td>220V</td> </tr> <tr> <td>Power:</td> <td>Single Phase / 20amps</td> </tr> <tr> <td>Weight:</td> <td>220kg</td> </tr> </table> 	Dimensions:	1850 X 770 X 1400mm	Voltage:	220V	Power:	Single Phase / 20amps	Weight:	220kg	 
Dimensions:	1850 X 770 X 1400mm									
Voltage:	220V									
Power:	Single Phase / 20amps									
Weight:	220kg									
<p><b>BM-EVO HOT 240</b></p>  	<p><b>MONTEFRESCA CURVED GLASS BAIN MARIE - HEATED</b></p> <p style="text-align: right;"><b>Montefresca</b></p> <p><b>FEATURES</b></p> <ul style="list-style-type: none"> <li>Ventilated refrigeration for constant and optimized distribution of the air</li> <li>Rear thermophane glass sliding doors with gaskets</li> <li>3 Glass shelved adjustable in height with neon lighting</li> <li>Upper lighting</li> <li>Temperate thermophane glass on all sides</li> <li>Self contained</li> <li>Base + 1 shelf</li> <li>Includes stainless steel inserts</li> </ul> <p><b>SPECIFICATIONS:</b></p> <table border="1"> <tr> <td>Dimensions:</td> <td>2450 X 770 X 1400mm</td> </tr> <tr> <td>Voltage:</td> <td>220V</td> </tr> <tr> <td>Power:</td> <td>Single Phase / 20amps</td> </tr> <tr> <td>Weight:</td> <td>310kg</td> </tr> </table> 	Dimensions:	2450 X 770 X 1400mm	Voltage:	220V	Power:	Single Phase / 20amps	Weight:	310kg	 
Dimensions:	2450 X 770 X 1400mm									
Voltage:	220V									
Power:	Single Phase / 20amps									
Weight:	310kg									
<p><b>EVO SELF 90</b></p>  	<p><b>MONTEFRESCA SELF SERVICE DISPLAY - CHILLED</b></p> <p style="text-align: right;"><b>Montefresca</b></p> <p><b>FEATURES</b></p> <ul style="list-style-type: none"> <li>Efficient refrigeration system</li> <li>Elegant design will enhance and store application</li> <li>304 Grade stainless steel interior including back wall, shelves &amp; floor</li> <li>Perforated inter back wall &amp; top for better air flow</li> <li>Foamed with polyurethane, high-density cell insulation (CFC free)</li> <li>Easy access to bottom mount compressor units, for easy cleaning &amp; maintenance.</li> <li>Base + 3 shelves</li> <li>Open front - Solid back</li> <li>Self contained</li> </ul> <p><b>SPECIFICATIONS:</b></p> <table border="1"> <tr> <td>Dimensions:</td> <td>900 X 800 X 1570mm</td> </tr> <tr> <td>Voltage:</td> <td>220V</td> </tr> <tr> <td>Power:</td> <td>Single Phase / 20amps</td> </tr> </table> 	Dimensions:	900 X 800 X 1570mm	Voltage:	220V	Power:	Single Phase / 20amps	 		
Dimensions:	900 X 800 X 1570mm									
Voltage:	220V									
Power:	Single Phase / 20amps									

<p><b>EVO SELF 120</b></p>  	<p><b>MONTEFRESCA SELF SERVICE DISPLAY - CHILLED</b></p> <p><i>Montefresca</i></p> <p><b>FEATURES</b></p> <ul style="list-style-type: none"> <li>• Efficient refrigeration system</li> <li>• Elegant design will enhance and store application</li> <li>• 304 Grade stainless steel interior including back wall, shelves &amp; floor</li> <li>• Perforated inter back wall &amp; top for better air flow</li> <li>• Foamed with polyurethane, high-density cell insulation (CFC free)</li> <li>• Easy access to bottom mount compressor units, for easy cleaning &amp; maintenance.</li> <li>• Base + 3 shelves</li> <li>• Open front - Solid back</li> <li>• Self contained</li> </ul> <p><b>SPECIFICATIONS:</b></p> <p>Dimensions: 1200 X 800 X 1570mm Voltage: 220V Power: Single Phase / 20amps</p> 	 
<p><b>EVO SELF 180</b></p>  	<p><b>MONTEFRESCA SELF SERVICE DISPLAY - CHILLED</b></p> <p><i>Montefresca</i></p> <p><b>FEATURES</b></p> <ul style="list-style-type: none"> <li>• Efficient refrigeration system</li> <li>• Elegant design will enhance and store application</li> <li>• 304 Grade stainless steel interior including back wall, shelves &amp; floor</li> <li>• Perforated inter back wall &amp; top for better air flow</li> <li>• Foamed with polyurethane, high-density cell insulation (CFC free)</li> <li>• Easy access to bottom mount compressor units, for easy cleaning &amp; maintenance.</li> <li>• Base + 3 shelves</li> <li>• Open front - Solid back</li> <li>• Self contained</li> </ul> <p><b>SPECIFICATIONS:</b></p> <p>Dimensions: 1800 X 800 X 1570mm Voltage: 220V Power: Single Phase / 20amps</p> 	 
<p><b>EVO SELF 240</b></p>  	<p><b>MONTEFRESCA SELF SERVICE DISPLAY - CHILLED</b></p> <p><i>Montefresca</i></p> <p><b>FEATURES</b></p> <ul style="list-style-type: none"> <li>• Efficient refrigeration system</li> <li>• Elegant design will enhance and store application</li> <li>• 304 Grade stainless steel interior including back wall, shelves &amp; floor</li> <li>• Perforated inter back wall &amp; top for better air flow</li> <li>• Foamed with polyurethane, high-density cell insulation (CFC free)</li> <li>• Easy access to bottom mount compressor units, for easy cleaning &amp; maintenance.</li> <li>• Base + 3 shelves</li> <li>• Open front - Solid back</li> <li>• Self contained</li> </ul> <p><b>SPECIFICATIONS:</b></p> <p>Dimensions: 2400 X 800 X 1570mm Voltage: 220V Power: Single Phase / 20amps</p> 	 
<p><b>H-EVO SELF 90</b></p>  	<p><b>MONTEFRESCA SELF SERVICE DISPLAY - HEATED</b></p> <p><i>Montefresca</i></p> <p><b>FEATURES</b></p> <ul style="list-style-type: none"> <li>• Efficient refrigeration system</li> <li>• Elegant design will enhance and store application</li> <li>• 304 Grade stainless steel interior including back wall, shelves &amp; floor</li> <li>• Perforated inter back wall &amp; top for better air flow</li> <li>• Foamed with polyurethane, high-density cell insulation (CFC free)</li> <li>• Easy access to bottom mount compressor units, for easy cleaning &amp; maintenance.</li> <li>• Base + 3 shelves</li> <li>• Open front - Solid back</li> <li>• Self contained</li> </ul> <p><b>SPECIFICATIONS:</b></p> <p>Dimensions: 900 X 800 X 1570mm Voltage: 220V Power: Single Phase / 20amps</p> 	 
<p><b>H-EVO SELF 120</b></p>  	<p><b>MONTEFRESCA SELF SERVICE DISPLAY - HEATED</b></p> <p><i>Montefresca</i></p> <p><b>FEATURES</b></p> <ul style="list-style-type: none"> <li>• Efficient refrigeration system</li> <li>• Elegant design will enhance and store application</li> <li>• 304 Grade stainless steel interior including back wall, shelves &amp; floor</li> <li>• Perforated inter back wall &amp; top for better air flow</li> <li>• Foamed with polyurethane, high-density cell insulation (CFC free)</li> <li>• Easy access to bottom mount compressor units, for easy cleaning &amp; maintenance.</li> <li>• Base + 3 shelves</li> <li>• Open front - Solid back</li> <li>• Self contained</li> </ul> <p><b>SPECIFICATIONS:</b></p> <p>Dimensions: 1200 X 800 X 1570mm Voltage: 220V Power: Single Phase / 20amps</p> 	 

<p><b>EVO SELF-ANGOLO</b></p>  	<p><b>MONTEFRESCA SELF SERVICE CORNER UNIT</b></p> <p><b>Montefresca</b></p> <p><b>FEATURES</b></p> <ul style="list-style-type: none"> <li>• Efficient refrigeration system</li> <li>• Elegant design will enhance ant store application</li> <li>• 304 Grade stainless steel interior including back wall, shelves &amp; floor</li> <li>• Perforated inter back wall &amp; top for better air flow</li> <li>• Foamed with polyurethane, high-density cell insulation (CFC free)</li> <li>• Easy access to bottom mount compressor units, for easy cleaning &amp; maintenance.</li> <li>• Base + 3 shelves</li> <li>• Open front - Solid back</li> <li>• Self contained</li> </ul>  	 						
<p><b>VUL90</b></p> 	<p><b>MONTEFRESCA UPRIGHT DAIRY DISPLAY - CHILLED</b></p> <p><b>Montefresca</b></p> <p><b>FEATURES</b></p> <ul style="list-style-type: none"> <li>• Compact but with high display surface</li> <li>• Low power consumption</li> <li>• Low environmental impact</li> <li>• Tank made without use of CFC</li> <li>• Ventilated cooling system</li> <li>• Electronic control panel</li> <li>• Auto rolling manual night blinds</li> <li>• Black exterior</li> <li>• 304 Grade stainless steel interior</li> <li>• Mirror patch ends</li> <li>• Self contained</li> <li>• Base + 4 shelves</li> </ul> <p><b>SPECIFICATIONS:</b></p> <table border="1"> <tr> <td>Dimensions:</td> <td>900 x 1000 x 2100mm</td> </tr> <tr> <td>Voltage:</td> <td>220V</td> </tr> <tr> <td>Power:</td> <td>Single Phase / 20amps</td> </tr> </table>	Dimensions:	900 x 1000 x 2100mm	Voltage:	220V	Power:	Single Phase / 20amps	
Dimensions:	900 x 1000 x 2100mm							
Voltage:	220V							
Power:	Single Phase / 20amps							
<p><b>VUL120</b></p> 	<p><b>MONTEFRESCA UPRIGHT DAIRY DISPLAY - CHILLED</b></p> <p><b>Montefresca</b></p> <p><b>FEATURES</b></p> <ul style="list-style-type: none"> <li>• Compact but with high display surface</li> <li>• Low power consumption</li> <li>• Low environmental impact</li> <li>• Tank made without use of CFC</li> <li>• Ventilated cooling system</li> <li>• Electronic control panel</li> <li>• Auto rolling manual night blinds</li> <li>• Black exterior</li> <li>• 304 Grade stainless steel interior</li> <li>• Mirror patch ends</li> <li>• Self contained</li> <li>• Base + 4 shelves</li> </ul> <p><b>SPECIFICATIONS:</b></p> <table border="1"> <tr> <td>Dimensions:</td> <td>1200 x 1000 x 2100mm</td> </tr> <tr> <td>Voltage:</td> <td>220V</td> </tr> <tr> <td>Power:</td> <td>Single Phase / 20amps</td> </tr> </table>	Dimensions:	1200 x 1000 x 2100mm	Voltage:	220V	Power:	Single Phase / 20amps	
Dimensions:	1200 x 1000 x 2100mm							
Voltage:	220V							
Power:	Single Phase / 20amps							
<p><b>VUL180</b></p> 	<p><b>MONTEFRESCA UPRIGHT DAIRY DISPLAY - CHILLED</b></p> <p><b>Montefresca</b></p> <p><b>FEATURES</b></p> <ul style="list-style-type: none"> <li>• Compact but with high display surface</li> <li>• Low power consumption</li> <li>• Low environmental impact</li> <li>• Tank made without use of CFC</li> <li>• Ventilated cooling system</li> <li>• Electronic control panel</li> <li>• Auto rolling manual night blinds</li> <li>• Black exterior</li> <li>• 304 Grade stainless steel interior</li> <li>• Mirror patch ends</li> <li>• Self contained</li> <li>• Base + 4 shelves</li> </ul> <p><b>SPECIFICATIONS:</b></p> <table border="1"> <tr> <td>Dimensions:</td> <td>1800 x 1000 x 2100mm</td> </tr> <tr> <td>Voltage:</td> <td>220V</td> </tr> <tr> <td>Power:</td> <td>Single Phase / 20amps</td> </tr> </table>	Dimensions:	1800 x 1000 x 2100mm	Voltage:	220V	Power:	Single Phase / 20amps	
Dimensions:	1800 x 1000 x 2100mm							
Voltage:	220V							
Power:	Single Phase / 20amps							
<p><b>VUL240</b></p> 	<p><b>MONTEFRESCA UPRIGHT DAIRY DISPLAY - CHILLED</b></p> <p><b>Montefresca</b></p> <p><b>FEATURES</b></p> <ul style="list-style-type: none"> <li>• Compact but with high display surface</li> <li>• Low power consumption</li> <li>• Low environmental impact</li> <li>• Tank made without use of CFC</li> <li>• Ventilated cooling system</li> <li>• Electronic control panel</li> <li>• Auto rolling manual night blinds</li> <li>• Black exterior</li> <li>• 304 Grade stainless steel interior</li> <li>• Mirror patch ends</li> <li>• Self contained</li> <li>• Base + 4 shelves</li> </ul> <p><b>SPECIFICATIONS:</b></p> <table border="1"> <tr> <td>Dimensions:</td> <td>2400 x 1000 x 2100mm</td> </tr> <tr> <td>Voltage:</td> <td>220V</td> </tr> <tr> <td>Power:</td> <td>Single Phase / 30amps</td> </tr> </table>	Dimensions:	2400 x 1000 x 2100mm	Voltage:	220V	Power:	Single Phase / 30amps	
Dimensions:	2400 x 1000 x 2100mm							
Voltage:	220V							
Power:	Single Phase / 30amps							

<b>GM-830VBF-SS</b>	<b>MONTEFRESCA SQUARE GLASS DISPLAY - CHILLED</b>  <div style="text-align: right;"><b>Montefresca</b></div> <p><b>FEATURES</b></p> <ul style="list-style-type: none"> <li>• 304 Grade stainless steel outer body, no lip</li> <li>• High-precision electronic temperature control, LCD digital clear display temperature.</li> <li>• Automatic defrost system, defrosting water automatically evaporates</li> <li>• Forced air cooling cycle, cooling speed, temperature uniformity</li> <li>• The use of imported bearings, low noise, smooth &amp; durable</li> <li>• The use of European imports of compressors, energy-saving quiet</li> <li>• LED lighting</li> <li>• Back &amp; front sliding doors</li> <li>• 4 Tier shelving</li> </ul> <p><b>SPECIFICATIONS:</b></p> <table border="1"> <tr> <td>Dimensions:</td> <td>900 x 800 x 1500mm</td> </tr> <tr> <td>Voltage:</td> <td>220V</td> </tr> <tr> <td>Power:</td> <td>Single Phase / 20amps</td> </tr> </table>	Dimensions:	900 x 800 x 1500mm	Voltage:	220V	Power:	Single Phase / 20amps	
Dimensions:	900 x 800 x 1500mm							
Voltage:	220V							
Power:	Single Phase / 20amps							
<b>H-GM-830VBF-SS</b>	<b>MONTEFRESCA SQUARE GLASS DISPLAY - HEATED</b>  <div style="text-align: right;"><b>Montefresca</b></div> <p><b>FEATURES</b></p> <ul style="list-style-type: none"> <li>• 304 Grade stainless steel outer body, no lip</li> <li>• High-precision electronic temperature control, LCD digital clear display temperature.</li> <li>• Automatic defrost system, defrosting water automatically evaporates</li> <li>• Forced air cooling cycle, cooling speed, temperature uniformity</li> <li>• The use of imported bearings, low noise, smooth &amp; durable</li> <li>• The use of European imports of compressors, energy-saving quiet</li> <li>• LED lighting</li> <li>• Back &amp; front sliding doors</li> <li>• 4 Tier shelving</li> </ul> <p><b>SPECIFICATIONS:</b></p> <table border="1"> <tr> <td>Dimensions:</td> <td>900 x 800 x 1500mm</td> </tr> <tr> <td>Voltage:</td> <td>220V</td> </tr> <tr> <td>Power:</td> <td>Single Phase / 20amps</td> </tr> </table>	Dimensions:	900 x 800 x 1500mm	Voltage:	220V	Power:	Single Phase / 20amps	
Dimensions:	900 x 800 x 1500mm							
Voltage:	220V							
Power:	Single Phase / 20amps							
<b>D-GM850VBF-SS</b>	<b>MONTEFRESCA SQUARE GLASS DISPLAY - 2/3 HEATED &amp; 1/3 CHILLED</b>  <div style="text-align: right;"><b>Montefresca</b></div> <p><b>FEATURES</b></p> <ul style="list-style-type: none"> <li>• 2 in one system</li> <li>• 304 Grade stainless steel outer body, no lip</li> <li>• High-precision electronic temperature control, LCD digital clear display temperature.</li> <li>• Automatic defrost system, defrosting water automatically evaporates</li> <li>• Forced air cooling cycle, cooling speed, temperature uniformity</li> <li>• The use of imported bearings, low noise, smooth &amp; durable</li> <li>• The use of European imports of compressors, energy-saving quiet</li> <li>• LED lighting</li> <li>• Back &amp; front sliding doors</li> <li>• 4 Tier shelving</li> </ul> <p><b>SPECIFICATIONS:</b></p> <table border="1"> <tr> <td>Dimensions:</td> <td>1500 x 792 x 1500mm</td> </tr> <tr> <td>Voltage:</td> <td>220V</td> </tr> <tr> <td>Power:</td> <td>Single Phase / 20amps</td> </tr> </table>	Dimensions:	1500 x 792 x 1500mm	Voltage:	220V	Power:	Single Phase / 20amps	
Dimensions:	1500 x 792 x 1500mm							
Voltage:	220V							
Power:	Single Phase / 20amps							
<b>TCCH-M980VBF-SS</b>	<b>MONTEFRESCA SQUARE GLASS DISPLAY -CHILLED/CHILLED/HEATED (TCCH-NSR880VBF-SS)</b>  <div style="text-align: right;"><b>Montefresca</b></div> <p><b>FEATURES</b></p> <ul style="list-style-type: none"> <li>• 3 in one system</li> <li>• 304 Grade stainless steel outer body, no lip</li> <li>• High-precision electronic temperature control, LCD digital clear display temperature.</li> <li>• Automatic defrost system, defrosting water automatically evaporates</li> <li>• Forced air cooling cycle, cooling speed, temperature uniformity</li> <li>• The use of imported bearings, low noise, smooth &amp; durable</li> <li>• The use of European imports of compressors, energy-saving quiet</li> <li>• Back sliding doors</li> <li>• One front sliding door in front of the cold section</li> <li>• 4 Tier shelving</li> </ul> <p><b>SPECIFICATIONS:</b></p> <table border="1"> <tr> <td>Dimensions:</td> <td>2400 X 792 X 1370mm</td> </tr> <tr> <td>Voltage:</td> <td>220V</td> </tr> <tr> <td>Power:</td> <td>Single Phase / 20amps</td> </tr> </table>	Dimensions:	2400 X 792 X 1370mm	Voltage:	220V	Power:	Single Phase / 20amps	
Dimensions:	2400 X 792 X 1370mm							
Voltage:	220V							
Power:	Single Phase / 20amps							
<b>TCHH-M980VBF-SS</b>	<b>MONTEFRESCA SQUARE GLASS DISPLAY - CHILLED/HEATED/HEATED (TCHH-NSR880VBF-SS)</b>  <div style="text-align: right;"><b>Montefresca</b></div> <p><b>FEATURES</b></p> <ul style="list-style-type: none"> <li>• 3 in one system</li> <li>• 304 Grade stainless steel outer body, no lip</li> <li>• High-precision electronic temperature control, LCD digital clear display temperature.</li> <li>• Automatic defrost system, defrosting water automatically evaporates</li> <li>• Forced air cooling cycle, cooling speed, temperature uniformity</li> <li>• The use of imported bearings, low noise, smooth &amp; durable</li> <li>• The use of European imports of compressors, energy-saving quiet</li> <li>• Back sliding doors</li> <li>• One front sliding door in front of the cold section</li> <li>• 4 Tier shelving</li> </ul> <p><b>SPECIFICATIONS:</b></p> <table border="1"> <tr> <td>Dimensions:</td> <td>2400 X 792 X 1370mm</td> </tr> <tr> <td>Voltage:</td> <td>220V</td> </tr> <tr> <td>Power:</td> <td>Single Phase / 20amps</td> </tr> </table>	Dimensions:	2400 X 792 X 1370mm	Voltage:	220V	Power:	Single Phase / 20amps	
Dimensions:	2400 X 792 X 1370mm							
Voltage:	220V							
Power:	Single Phase / 20amps							







<p><b>LIDO120</b></p> 	<p><b>MONTEFRESCA UPRIGHT DISPLAY - CHILLED</b></p> <p><b>FEATURES</b></p> <ul style="list-style-type: none"> <li>• Electronic control panel</li> <li>• Auto rolling night blind</li> <li>• 304 Stainless steel interior</li> <li>• Double glazed side-walls (30mm thick each)</li> <li>• Automatic water evaporation system (with stainless steel serpentine fitted inside the water evaporation tray)</li> <li>• Timed defrosting</li> <li>• Upper internal lighting</li> <li>• Self contained</li> <li>• Base + 4 shelves</li> </ul> <p><b>SPECIFICATIONS:</b></p> <p>Dimensions: 1250 X 900 X 2100mm  Voltage: 220V  Power: Single phase / 20amps</p> <p><b>Montefresca</b></p>	
<p><b>LIDO180</b></p> 	<p><b>MONTEFRESCA UPRIGHT DISPLAY - CHILLED</b></p> <p><b>FEATURES</b></p> <ul style="list-style-type: none"> <li>• Electronic control panel</li> <li>• Auto rolling night blind</li> <li>• 304 Stainless steel interior</li> <li>• Double glazed side-walls (30mm thick each)</li> <li>• Automatic water evaporation system (with stainless steel serpentine fitted inside the water evaporation tray)</li> <li>• Timed defrosting</li> <li>• Upper internal lighting</li> <li>• Self contained</li> <li>• Base + 4 shelves</li> </ul> <p><b>SPECIFICATIONS:</b></p> <p>Dimensions: 1870 X 900 X 2100mm  Voltage: 220V  Power: Single phase / 20amps</p> <p><b>Montefresca</b></p>	
<p><b>SPEED60</b></p> 	<p><b>MONTEFRESCA UPRIGHT DAIRY - CHILLED</b></p> <p><b>FEATURES</b></p> <ul style="list-style-type: none"> <li>• Compact but with high display surface</li> <li>• Low power consumption</li> <li>• Low environmental impact</li> <li>• Tank made without use of CFC</li> <li>• Ventilated cooling system</li> <li>• Electronic control panel</li> <li>• Auto rolling manual night blind</li> <li>• Insulated &amp; thermoformed side walls (40mm thick each) with tempered side glass</li> <li>• Base + 4 shelves</li> </ul> <p><b>SPECIFICATIONS:</b></p> <p>Dimensions: 680 X 602 X 1970mm  Voltage: 220V  Power: Single phase / 20amps</p> <p><b>Montefresca</b></p>	
<p><b>SPEED80</b></p> 	<p><b>MONTEFRESCA UPRIGHT DAIRY - CHILLED</b></p> <p><b>FEATURES</b></p> <ul style="list-style-type: none"> <li>• Compact but with high display surface</li> <li>• Low power consumption</li> <li>• Low environmental impact</li> <li>• Tank made without use of CFC</li> <li>• Ventilated cooling system</li> <li>• Electronic control panel</li> <li>• Auto rolling manual night blind</li> <li>• Insulated &amp; thermoformed side walls (40mm thick each) with tempered side glass</li> <li>• Base + 4 shelves</li> </ul> <p><b>SPECIFICATIONS:</b></p> <p>Dimensions: 880 X 602 X 1970mm  Voltage: 220V  Power: Single phase / 20amps</p> <p><b>Montefresca</b></p>	
<p><b>SPEED100</b></p> 	<p><b>MONTEFRESCA UPRIGHT DAIRY - CHILLED</b></p> <p><b>FEATURES</b></p> <ul style="list-style-type: none"> <li>• Compact but with high display surface</li> <li>• Low power consumption</li> <li>• Low environmental impact</li> <li>• Tank made without use of CFC</li> <li>• Ventilated cooling system</li> <li>• Electronic control panel</li> <li>• Auto rolling manual night blind</li> <li>• Insulated &amp; thermoformed side walls (40mm thick each) with tempered side glass</li> <li>• Base + 4 shelves</li> </ul> <p><b>SPECIFICATIONS:</b></p> <p>Dimensions: 1080 X 602 X 1970mm  Voltage: 220V  Power: Single phase / 20amps</p> <p><b>Montefresca</b></p>	

<p><b>SPEED125</b></p> 	<p><b>MONTEFRESCA UPRIGHT DAIRY - CHILLED</b></p> <p><b>Montefresca</b></p> <p><b>FEATURES</b></p> <ul style="list-style-type: none"> <li>• Compact but with high display surface</li> <li>• Low power consumption</li> <li>• Low environmental impact</li> <li>• Tank made without use of CFC</li> <li>• Ventilated cooling system</li> <li>• Electronic control panel</li> <li>• Auto rolling manual night blind</li> <li>• Insulated &amp; thermoformed side walls (40mm thick each) with tempered side glass</li> <li>• Base + 4 shelves</li> </ul> <p><b>SPECIFICATIONS:</b></p> <p>Dimensions: 1330 X 602 X 1970mm Voltage: 220V Power: Single phase / 20amps</p>	
<p><b>SPEED140</b></p> 	<p><b>MONTEFRESCA UPRIGHT DAIRY - CHILLED</b></p> <p><b>Montefresca</b></p> <p><b>FEATURES</b></p> <ul style="list-style-type: none"> <li>• Compact but with high display surface</li> <li>• Low power consumption</li> <li>• Low environmental impact</li> <li>• Tank made without use of CFC</li> <li>• Ventilated cooling system</li> <li>• Electronic control panel</li> <li>• Auto rolling manual night blind</li> <li>• Insulated &amp; thermoformed side walls (40mm thick each) with tempered side glass</li> <li>• Base + 4 shelves</li> </ul> <p><b>SPECIFICATIONS:</b></p> <p>Dimensions: 1480 X 602 X 1970mm Voltage: 220V Power: Single phase / 20amps</p>	
<p><b>SPEED150</b></p> 	<p><b>MONTEFRESCA UPRIGHT DAIRY - CHILLED</b></p> <p><b>Montefresca</b></p> <p><b>FEATURES</b></p> <ul style="list-style-type: none"> <li>• Compact but with high display surface</li> <li>• Low power consumption</li> <li>• Low environmental impact</li> <li>• Tank made without use of CFC</li> <li>• Ventilated cooling system</li> <li>• Electronic control panel</li> <li>• Auto rolling manual night blind</li> <li>• Insulated &amp; thermoformed side walls (40mm thick each) with tempered side glass</li> <li>• Base + 4 shelves</li> </ul> <p><b>SPECIFICATIONS:</b></p> <p>Dimensions: 1580 X 602 X 1970mm Voltage: 220V Power: Single phase / 20amps</p>	
<p><b>SPEED187</b></p> 	<p><b>MONTEFRESCA UPRIGHT DAIRY - CHILLED</b></p> <p><b>Montefresca</b></p> <p><b>FEATURES</b></p> <ul style="list-style-type: none"> <li>• Compact but with high display surface</li> <li>• Low power consumption</li> <li>• Low environmental impact</li> <li>• Tank made without use of CFC</li> <li>• Ventilated cooling system</li> <li>• Electronic control panel</li> <li>• Auto rolling manual night blind</li> <li>• Insulated &amp; thermoformed side walls (40mm thick each) with tempered side glass</li> <li>• Base + 4 shelves</li> </ul> <p><b>SPECIFICATIONS:</b></p> <p>Dimensions: 1955 X 602 X 1970mm Voltage: 220V Power: Single phase / 20amps</p>	
<p><b>AF07PKPLUSTN</b></p>  	<p><b>MONTEFRESCA UPRIGHT CHILLER</b></p> <p><b>Montefresca</b></p> <p><b>FEATURES</b></p> <ul style="list-style-type: none"> <li>• Low power consumption</li> <li>• Low environmental impact</li> <li>• Single 304 grade stainless steel door</li> <li>• 700lt Capacity</li> </ul> <p><b>SPECIFICATIONS:</b></p> <p>Dimensions: 733 X 803 X 2090mm Voltage: 220V Power: Single Phase / 20amps</p>	

<p>AF07PKPLUSMTNPV</p>  	<p><b>MONTEFRESCA UPRIGHT CHILLER</b></p> <p><b>Montefresca</b></p> <p><b>FEATURES</b></p> <ul style="list-style-type: none"> <li>• Low power consumption</li> <li>• Low environmental impact</li> <li>• Single glass door</li> <li>• 700lt Capacity</li> </ul> <p><b>SPECIFICATIONS:</b></p> <p>Dimensions: 733 X 803 X 2090mm  Voltage: 220V  Power: Single Phase / 20amps</p>	
<p>MONUPFSSS</p>  	<p><b>MONTEFRESCA UPRIGHT FREEZER</b></p> <p><b>Montefresca</b></p> <p><b>FEATURES</b></p> <ul style="list-style-type: none"> <li>• Low power consumption</li> <li>• Low environmental impact</li> <li>• Single 304 grade stainless steel door</li> <li>• 700lt Capacity</li> </ul> <p><b>SPECIFICATIONS:</b></p> <p>Dimensions: 733 X 803 X 2090mm  Voltage: 220V  Power: Single Phase / 20amps</p>	
<p>AF07PKPLUSMBTPV</p>  	<p><b>MONTEFRESCA UPRIGHT FREEZER</b></p> <p><b>Montefresca</b></p> <p><b>FEATURES</b></p> <ul style="list-style-type: none"> <li>• Low power consumption</li> <li>• Low environmental impact</li> <li>• Single glass door</li> <li>• 700lt Capacity</li> </ul> <p><b>SPECIFICATIONS:</b></p> <p>Dimensions: 733 X 803 X 2090mm  Voltage: 220V  Power: Single Phase / 20amps</p>	
<p>MONUPDSS</p>  	<p><b>MONTEFRESCA UPRIGHT CHILLER</b></p> <p><b>Montefresca</b></p> <p><b>FEATURES</b></p> <ul style="list-style-type: none"> <li>• Low power consumption</li> <li>• Low environmental impact</li> <li>• Double 304 grade stainless steel door</li> <li>• 1400lt Capacity</li> </ul> <p><b>SPECIFICATIONS:</b></p> <p>Dimensions: 1463 X 803 X 2090mm  Voltage: 220V  Power: Single Phase / 20amps</p>	
<p>AF14PKPLUSTNPV</p>  	<p><b>MONTEFRESCA UPRIGHT CHILLER</b></p> <p><b>Montefresca</b></p> <p><b>FEATURES</b></p> <ul style="list-style-type: none"> <li>• Low power consumption</li> <li>• Low environmental impact</li> <li>• Double glass door</li> <li>• 1400lt Capacity</li> </ul> <p><b>SPECIFICATIONS:</b></p> <p>Dimensions: 1463 X 803 X 2090mm  Voltage: 220V  Power: Single Phase / 20amps</p>	


<p><b>AF14EKOMBT</b></p>  	<p><b>MONTEFRESCA UPRIGHT FREEZER</b></p> <p><b>Montefresca</b></p> <p><b>FEATURES</b></p> <ul style="list-style-type: none"> <li>• Low power consumption</li> <li>• Low environmental impact</li> <li>• Double 304 grade stainless steel door</li> <li>• 1400lt Capacity</li> </ul> <p><b>SPECIFICATIONS:</b></p> <p>Dimensions: 1463 X 803 X 2090mm Voltage: 220V Power: Single Phase / 20amps</p>	
<p><b>AF14PKPLUSBTPV</b></p>  	<p><b>MONTEFRESCA UPRIGHT FREEZER</b></p> <p><b>Montefresca</b></p> <p><b>FEATURES</b></p> <ul style="list-style-type: none"> <li>• Low power consumption</li> <li>• Low environmental impact</li> <li>• Double glass door</li> <li>• 1400lt Capacity</li> </ul> <p><b>SPECIFICATIONS:</b></p> <p>Dimensions: 1463 X 803 X 2090mm Voltage: 220V Power: Single Phase / 20amps</p>	
<p><b>NETTUNO2020</b></p>  	<p><b>MONTEFRESCA NETTUNO FISH DISPLAY - REFRIGERATED</b></p> <p><b>Montefresca</b></p> <p>The cabinet is constructed in stainless steel with a tank that has been designed to ensure at all times the best possible display of the product. Stainless steel perforated plate grids are supplied on request and may be placed in the tank for the display of shellfish.</p> <p>The superstructure is in aluminium with curved, toughened glass that can tilt forwards for ease of cleaning. NETTUNO would be an asset to any fish shop or fish market or supermarket fish department.</p> <p><b>SPECIFICATIONS:</b></p> <p>Dimensions: 2020 x 1540 x 1190mm Voltage: 230V Power: Single Phase / 20amps</p> 	
<p><b>MYA PLUS</b></p>  	<p><b>MYA PLUS - DISPLAY SHOWCASE</b></p> <p><b>Montefresca</b></p> <p>Modular professional showcases for gelato, pastry, frozen products, pralines &amp; deli. All tanks are s/s coated &amp; insulated with ecological polyurethane. MYA showcases are designed for excellent performances: the gelato units rely on a double air flow refrigeration that will assist any mountain style presentation also thanks to semi-hermetic compressors &amp; extra quick reverse cycle defrosts; pastry units will give the possibility of selecting the number of refrigerated levels from 1 to 3, in order to meet the needs of the most demanding professionals</p> <p><b>Strengths</b></p> <ul style="list-style-type: none"> <li>• Maxi display volume perfectly refrigerated.</li> <li>• No wire LED light system.</li> <li>• Double glazed glasses with no fog system.</li> <li>• Hinged double glazed doors on the operator side.</li> <li>• Assisted tilt down front glass opening system.</li> <li>• Automatic defrost: electric on the refrigerator version (+4°C); reverse cycle on the freezer version (-20°C) with three phase semi hermetic compressor;</li> <li>• Perfect product visibility all over the sides.</li> </ul> <p><b>SPECIFICATIONS:</b></p> <p>Dimensions: 1700 x 785 x 1363mm Voltage: 230V Power: Single Phase / 20amps</p>	
<p><b>CUBO12</b></p>  	<p><b>MONTEFRESCA G1 CUBO PREMIUM - ICE CREAM 12 FLAVOUR</b></p> <p><b>Montefresca</b></p> <p><b>FEATURES</b></p> <ul style="list-style-type: none"> <li>• Stainless steel pans dim. 360mm x 165mm x 120mm</li> <li>• LED lighting system</li> <li>• Extra clear glass</li> <li>• Patented upper sliding glass system</li> <li>• Temp: -18°C</li> </ul> <p><b>SPECIFICATIONS:</b></p> <p>Dimensions: 922 x 835 x 1150mm Voltage: 230V Power: 3 Phase</p>	

<p><b>CUBO18</b></p>  	<p><b>MONTEFRESCA G1 CUBO PREMIUM - ICE CREAM 18 FLAVOUR</b></p> <p style="text-align: right;"><b>Montefresca</b></p> <p><b>FEATURES</b></p> <ul style="list-style-type: none"> <li>• Stainless steel pans dim. 360mm x 165mm x 120mm</li> <li>• LED lighting system</li> <li>• Extra clear glass</li> <li>• Patented upper sliding glass system</li> <li>• Temp: -18°C</li> </ul> <p><b>SPECIFICATIONS:</b></p> <table border="1"> <tr> <td>Dimensions:</td> <td>1322 x 835 x 1150mm</td> </tr> <tr> <td>Voltage:</td> <td>230V</td> </tr> <tr> <td>Power:</td> <td>3 Phase</td> </tr> </table>	Dimensions:	1322 x 835 x 1150mm	Voltage:	230V	Power:	3 Phase	
Dimensions:	1322 x 835 x 1150mm							
Voltage:	230V							
Power:	3 Phase							
<p><b>CUBO24</b></p>  	<p><b>MONTEFRESCA G1 CUBO PREMIUM - ICE CREAM 24 FLAVOUR</b></p> <p style="text-align: right;"><b>Montefresca</b></p> <p><b>FEATURES</b></p> <ul style="list-style-type: none"> <li>• Stainless steel pans dim. 360mm x 165mm x 120mm</li> <li>• LED lighting system</li> <li>• Extra clear glass</li> <li>• Patented upper sliding glass system</li> <li>• Temp: -18°C</li> </ul> <p><b>SPECIFICATIONS:</b></p> <table border="1"> <tr> <td>Dimensions:</td> <td>1722 x 835 x 1150mm</td> </tr> <tr> <td>Voltage:</td> <td>230V</td> </tr> <tr> <td>Power:</td> <td>3 Phase</td> </tr> </table>	Dimensions:	1722 x 835 x 1150mm	Voltage:	230V	Power:	3 Phase	
Dimensions:	1722 x 835 x 1150mm							
Voltage:	230V							
Power:	3 Phase							
<p><b>CUBO12+12</b></p>  	<p><b>MONTEFRESCA G1 CUBO PREMIUM - ICE CREAM 12 + 12 FLAVOUR + DOUBLE TEMP</b></p> <p style="text-align: right;"><b>Montefresca</b></p> <p><b>FEATURES</b></p> <ul style="list-style-type: none"> <li>• Stainless steel pans dim. 360mm x 165mm x 120mm</li> <li>• LED lighting system</li> <li>• Extra clear glass</li> <li>• Patented upper sliding glass system</li> <li>• Temp: -18°C</li> </ul> <p><b>SPECIFICATIONS:</b></p> <table border="1"> <tr> <td>Dimensions:</td> <td>2125 x 835 x 1150mm</td> </tr> <tr> <td>Voltage:</td> <td>230V</td> </tr> <tr> <td>Power:</td> <td>3 Phase</td> </tr> </table>	Dimensions:	2125 x 835 x 1150mm	Voltage:	230V	Power:	3 Phase	
Dimensions:	2125 x 835 x 1150mm							
Voltage:	230V							
Power:	3 Phase							
<p><b>CIAO12</b></p>  	<p><b>MONTEFRESCA CIAO ICE CREAM - 12 FLAVOUR</b></p> <p style="text-align: right;"><b>Montefresca</b></p> <p><b>FEATURES</b></p> <ul style="list-style-type: none"> <li>• Stainless steel pans dim. 360mm x 165mm x 120mm</li> <li>• LED lighting system</li> <li>• Front and side heated glasses</li> <li>• Double air flow refrigeration system</li> <li>• Inverting cycle defrost system</li> <li>• Hermetic compressor</li> <li>• Plexiglass sliding doors</li> </ul> <p><b>SPECIFICATIONS:</b></p> <table border="1"> <tr> <td>Dimensions:</td> <td>1170 x 1057 x 1239mm</td> </tr> <tr> <td>Voltage:</td> <td>230V</td> </tr> <tr> <td>Power:</td> <td>3 Phase</td> </tr> </table>	Dimensions:	1170 x 1057 x 1239mm	Voltage:	230V	Power:	3 Phase	
Dimensions:	1170 x 1057 x 1239mm							
Voltage:	230V							
Power:	3 Phase							
<p><b>CIAO18</b></p>  	<p><b>MONTEFRESCA CIAO ICE CREAM - 18 FLAVOUR</b></p> <p style="text-align: right;"><b>Montefresca</b></p> <p><b>FEATURES</b></p> <ul style="list-style-type: none"> <li>• Stainless steel pans dim. 360mm x 165mm x 120mm</li> <li>• LED lighting system</li> <li>• Front and side heated glasses</li> <li>• Double air flow refrigeration system</li> <li>• Inverting cycle defrost system</li> <li>• Hermetic compressor</li> <li>• Plexiglass sliding doors</li> </ul> <p><b>SPECIFICATIONS:</b></p> <table border="1"> <tr> <td>Dimensions:</td> <td>1720 x 1057 x 1239mm</td> </tr> <tr> <td>Voltage:</td> <td>230V</td> </tr> <tr> <td>Power:</td> <td>3 Phase</td> </tr> </table>	Dimensions:	1720 x 1057 x 1239mm	Voltage:	230V	Power:	3 Phase	
Dimensions:	1720 x 1057 x 1239mm							
Voltage:	230V							
Power:	3 Phase							

<p><b>CIAO24</b></p>  	<p><b>MONTEFRESCA CIAO ICE CREAM - 24 FLAVOUR</b></p> <p style="text-align: right;"><b>Montefresca</b></p> <p><b>FEATURES</b></p> <ul style="list-style-type: none"> <li>• Stainless steel pans dim. 360mm x 165mm x 120mm</li> <li>• LED lighting system</li> <li>• Front and side heated glasses</li> <li>• Double air flow refrigeration system</li> <li>• Inverting cycle defrost system</li> <li>• Hermetic compressor</li> <li>• Plexiglass sliding doors</li> </ul> <p><b>SPECIFICATIONS:</b></p> <table border="1"> <tr> <td>Dimensions:</td> <td>2126 x 1057 x 1239mm</td> </tr> <tr> <td>Voltage:</td> <td>230V</td> </tr> <tr> <td>Power:</td> <td>3 Phase</td> </tr> </table> 	Dimensions:	2126 x 1057 x 1239mm	Voltage:	230V	Power:	3 Phase
Dimensions:	2126 x 1057 x 1239mm						
Voltage:	230V						
Power:	3 Phase						
<p><b>CIAO12+12</b></p>  	<p><b>MONTEFRESCA CIAO ICE CREAM - 12 + 12 FLAVOUR + DOUBLE TEMP</b></p> <p style="text-align: right;"><b>Montefresca</b></p> <p><b>FEATURES</b></p> <ul style="list-style-type: none"> <li>• Stainless steel pans dim. 360mm x 165mm x 120mm</li> <li>• LED lighting system</li> <li>• Front and side heated glasses</li> <li>• Double air flow refrigeration system</li> <li>• Inverting cycle defrost system</li> <li>• Hermetic compressor</li> <li>• Plexiglass sliding doors</li> </ul> <p><b>SPECIFICATIONS:</b></p> <table border="1"> <tr> <td>Dimensions:</td> <td>2126 x 1057 x 1239mm</td> </tr> <tr> <td>Voltage:</td> <td>230V</td> </tr> <tr> <td>Power:</td> <td>3 Phase</td> </tr> </table> 	Dimensions:	2126 x 1057 x 1239mm	Voltage:	230V	Power:	3 Phase
Dimensions:	2126 x 1057 x 1239mm						
Voltage:	230V						
Power:	3 Phase						
<p><b>JEWL950</b></p>  	<p><b>MONTEFRESCA JEWELLERY PASTRY DISPLAY</b></p> <p style="text-align: right;"><b>Montefresca</b></p> <p><b>FEATURES</b></p> <ul style="list-style-type: none"> <li>• LED lighting system</li> <li>• Glass drawers</li> <li>• Extra glass upper structure</li> <li>• Temp: +14°C</li> </ul> <p><b>SPECIFICATIONS:</b></p> <table border="1"> <tr> <td>Dimensions:</td> <td>950 x 860 x 1106mm</td> </tr> <tr> <td>Voltage:</td> <td>230V</td> </tr> <tr> <td>Power:</td> <td>3 Phase</td> </tr> </table> 	Dimensions:	950 x 860 x 1106mm	Voltage:	230V	Power:	3 Phase
Dimensions:	950 x 860 x 1106mm						
Voltage:	230V						
Power:	3 Phase						
<p><b>JEWL1350</b></p>  	<p><b>MONTEFRESCA JEWELLERY PASTRY DISPLAY</b></p> <p style="text-align: right;"><b>Montefresca</b></p> <p><b>FEATURES</b></p> <ul style="list-style-type: none"> <li>• LED lighting system</li> <li>• Glass drawers</li> <li>• Extra clear glass upper structure</li> <li>• Temp: +14°C</li> </ul> <p><b>SPECIFICATIONS:</b></p> <table border="1"> <tr> <td>Dimensions:</td> <td>1350 x 860 x 1106mm</td> </tr> <tr> <td>Voltage:</td> <td>230V</td> </tr> <tr> <td>Power:</td> <td>3 Phase</td> </tr> </table> 	Dimensions:	1350 x 860 x 1106mm	Voltage:	230V	Power:	3 Phase
Dimensions:	1350 x 860 x 1106mm						
Voltage:	230V						
Power:	3 Phase						
<p><b>JEWL1550</b></p>  	<p><b>MONTEFRESCA JEWELLERY PASTRY DISPLAY</b></p> <p style="text-align: right;"><b>Montefresca</b></p> <p><b>FEATURES</b></p> <ul style="list-style-type: none"> <li>• LED lighting system</li> <li>• Glass drawers</li> <li>• Extra clear glass upper structure</li> <li>• Temp: +14°C</li> </ul> <p><b>SPECIFICATIONS:</b></p> <table border="1"> <tr> <td>Dimensions:</td> <td>1550 x 860 x 1106mm</td> </tr> <tr> <td>Voltage:</td> <td>230V</td> </tr> <tr> <td>Power:</td> <td>3 Phase</td> </tr> </table> 	Dimensions:	1550 x 860 x 1106mm	Voltage:	230V	Power:	3 Phase
Dimensions:	1550 x 860 x 1106mm						
Voltage:	230V						
Power:	3 Phase						

<p><b>JEWELL750</b></p>  	<p><b>MONTEFRESCA JEWELLERY PASTRY DISPLAY</b></p> <p><b>Montefresca</b></p> <p><b>FEATURES</b></p> <ul style="list-style-type: none"> <li>• LED lighting system</li> <li>• Glass drawers</li> <li>• Extra clear glass upper structure</li> <li>• Temp: +14°C</li> </ul> <p><b>SPECIFICATIONS:</b></p> <p>Dimensions: 1750 x 860 x 1106mm  Voltage: 230V  Power: 3 Phase</p>	
<p><b>BLUE 4</b></p>  	<p><b>MONTEFRESCA SOUL BLUE VENTILATED DROP IN COUNTER</b></p> <p><b>Montefresca</b></p> <p><b>FEATURES</b></p> <ul style="list-style-type: none"> <li>• Drop in counter</li> <li>• 304 Grade stainless steel frame</li> <li>• Temp: +4°C - +8°C</li> </ul> <p><b>SPECIFICATIONS:</b></p> <p>Dimensions: 1460 x 760 x 730mm  Voltage: 230V  Power: 3 Phase</p>	
<p><b>BLUE 6</b></p>  	<p><b>MONTEFRESCA SOUL BLUE VENTILATED DROP IN COUNTER</b></p> <p><b>Montefresca</b></p> <p><b>FEATURES</b></p> <ul style="list-style-type: none"> <li>• Drop in counter</li> <li>• 304 Grade stainless steel frame</li> <li>• Temp: +4°C - +8°C</li> </ul> <p><b>SPECIFICATIONS:</b></p> <p>Dimensions: 2110 x 760 x 730mm  Voltage: 230V  Power: 3 Phase</p>	
<p><b>BROWN 3</b></p>  	<p><b>MONTEFRESCA SOUL BROWN HEATED GLASS TOP</b></p> <p><b>Montefresca</b></p> <p><b>FEATURES</b></p> <ul style="list-style-type: none"> <li>• Heated glass top units for hot food to be displayed.</li> <li>• Hot zones well signalized on the surface.</li> <li>• Stainless steel AISI 304 frame.</li> <li>• Long-lasting heating elements are positioned under the glass top. Thermostats prevent them from overheating.</li> <li>• Glass sneeze guards on polished chrome or s/s side supports and hot halogen lamps as an option</li> </ul> <p><b>SPECIFICATIONS:</b></p> <p>Dimensions: 1169 x 650 x 100mm  Voltage: 230V  Power: 3 Phase</p>	
<p><b>ES-GREEN 6R</b></p>  	<p><b>MONTEFRESCA GREEN ESSENCE SALAD BAR</b></p> <p><b>Montefresca</b></p> <p><b>FEATURES</b></p> <ul style="list-style-type: none"> <li>• Food Islands with static cold well</li> <li>• GN1/1 pans (not included, max H 200mm)</li> <li>• Chrome-plated frame on wheels with brake</li> <li>• Fixed glass over structure with LED lighting</li> <li>• Rounded and diamond-cut shaped bottom to ease the condensation water drainage and for a perfect cleaning and hygiene, supplied with water tap</li> <li>• Digital control panel with ON/OFF switch positioned below the wooden panels.</li> </ul> <p><b>SPECIFICATIONS:</b></p> <p>Dimensions: 2144 x 650 x 1326mm  Voltage: 230V / 50HZ  Power: Single Phase</p> 	 <p>Green</p>

<p>ES-LIME 6R</p>  	<p><b>MONTEFRESCA LIME ESSENCE SALAD BAR</b></p> <p><i>Montefresca</i></p> <p><b>FEATURES</b></p> <ul style="list-style-type: none"> <li>• Food Islands with static cold top H 30mm.</li> <li>• GN1/1 pans (not included)</li> <li>• Chrome-plated frame on wheels with brake</li> <li>• Fixed glass over structure with LED lighting</li> <li>• Rounded and diamond-cut shaped bottom to ease the condensation water drainage and for a perfect cleaning and hygiene, supplied with water tap</li> <li>• Digital control panel with ON/OFF switch positioned below the wooden panels.</li> </ul> <p><b>SPECIFICATIONS:</b></p> <p>Dimensions: 2144 x 650 x 1326mm  Voltage: 230V / 50HZ  Power: Single Phase</p> 	 <p>Lime</p>
<p>ES-BLUE 6R</p>  	<p><b>MONTEFRESCA BLUE ESSENCE SALAD BAR</b></p> <p><i>Montefresca</i></p> <p><b>FEATURES</b></p> <ul style="list-style-type: none"> <li>• Food Islands with blown-air cold well units with horizontal ventilation.</li> <li>• Adjustable depth (with optional s/s plates) in order to temporary display food in GN1/1 pans (max H 150mm, not included) or at the well bottom</li> <li>• Chrome-plated frame on wheels with brake</li> <li>• Fixed glass over structure with LED lighting</li> <li>• Rounded and diamond-cut shaped bottom to ease the condensation water drainage and for a perfect cleaning and hygiene, supplied with water tap</li> <li>• Digital control panel with ON/OFF switch positioned below the wooden panels.</li> </ul> <p><b>SPECIFICATIONS:</b></p> <p>Dimensions: 2144 x 650 x 1326mm  Voltage: 230V / 50HZ  Power: Single Phase</p> 	 <p>Blue</p>
<p>ES-RED 6R</p>  	<p><b>MONTEFRESCA RED ESSENCE SALAD BAR</b></p> <p><i>Montefresca</i></p> <p><b>FEATURES</b></p> <ul style="list-style-type: none"> <li>• Food Islands with bain marie hot well units</li> <li>• Rounded and diamond-cut shaped bottom panel to ease the water discharge and for a perfect cleaning and hygiene</li> <li>• For GN1/1 pans (max H 200mm)</li> <li>• Digital control panel with ON/OFF switch positioned below the wooden panels.</li> <li>• Models for 6 GN1/1 pans (not included)</li> <li>• Manual water filling, water drainage with water tap</li> <li>• Heating through resistor elements with safety thermostat that prevents overheating or operation in the absence of water</li> <li>• Chrome-plated frame on wheels with brake</li> <li>• Fixed glass over structure with hot halogen lamps</li> </ul> <p><b>SPECIFICATIONS:</b></p> <p>Dimensions: 2144 x 650 x 1326mm  Voltage: 230V / 50HZ  Power: 1 Phase</p> 	 <p>Red</p>
<p>ES-ORANGE 4R</p>  	<p><b>MONTEFRESCA ORANGE ESSENCE SALAD BAR</b></p> <p><i>Montefresca</i></p> <p><b>FEATURES</b></p> <ul style="list-style-type: none"> <li>• Food Islands with dry heated well units</li> <li>• Rounded bottom panel to ease the water discharge and for a perfect cleaning and hygiene</li> <li>• For 4 GN1/1 pans (max H 200mm not included)</li> <li>• Heating through resistor elements</li> <li>• Chrome-plated frame on wheels with brake</li> <li>• Model 6 GN1/1 pans</li> <li>• Digital control panel with ON/OFF switch positioned below the wooden panels.</li> </ul> <p><b>SPECIFICATIONS:</b></p> <p>Dimensions: 1494 x 650 x 1326mm  Voltage: 230V / 50HZ  Power: 1 Phase</p> 	 <p>Orange</p>
<p>ES-BROWN 6R</p>  	<p><b>MONTEFRESCA BROWN ESSENCE SALAD BAR</b></p> <p><i>Montefresca</i></p> <p><b>FEATURES</b></p> <ul style="list-style-type: none"> <li>• Food Islands with heated glass top units to display hot food on trays or Pyrex with hot areas well marked on the surface.</li> <li>• Heating through resistor elements positioned below the glass top with installed safety thermostat that prevents overheating</li> <li>• Chrome-plated frame on wheels with brake</li> <li>• Model 6 GN1/1 pans</li> <li>• Digital control panel with ON/OFF switch positioned below the wooden panels.</li> </ul> <p><b>SPECIFICATIONS:</b></p> <p>Dimensions: 2144 x 650 x 1326mm  Voltage: 230V / 50HZ  Power: 1 Phase</p> 	 <p>Brown</p>

<p><b>SPEED5</b></p>  	<p><b>MONTEFRESCA 5 PAN BLAST CHILLER / FREEZER</b></p> <p style="text-align: right;"><i>Montefresca</i></p> <p><b>FEATURES</b></p> <ul style="list-style-type: none"> <li>• Automatic blast chilling</li> <li>• Manual blast chilling</li> <li>• Automatic shock freezing</li> <li>• Manual shock freezing</li> <li>• Thawing</li> <li>• Defrosting</li> <li>• HACCP download (USB door as standard)</li> <li>• 5 Languages available</li> <li>• Refrigerant: R404a (GWP3780)</li> <li>• Core probe</li> </ul> <p><b>SPECIFICATIONS:</b></p> <table border="1"> <tr> <td>Dimensions:</td> <td>790 X 816 X 850mm</td> </tr> <tr> <td>Voltage:</td> <td>230V</td> </tr> <tr> <td>Power:</td> <td>3 Phase</td> </tr> </table>	Dimensions:	790 X 816 X 850mm	Voltage:	230V	Power:	3 Phase	
Dimensions:	790 X 816 X 850mm							
Voltage:	230V							
Power:	3 Phase							
<p><b>SPEED10</b></p>  	<p><b>MONTEFRESCA 10 PAN BLAST CHILLER / FREEZER</b></p> <p style="text-align: right;"><i>Montefresca</i></p> <p><b>FEATURES</b></p> <ul style="list-style-type: none"> <li>• Automatic blast chilling</li> <li>• Manual blast chilling</li> <li>• Automatic shock freezing</li> <li>• Manual shock freezing</li> <li>• Thawing</li> <li>• Defrosting</li> <li>• HACCP download (USB door as standard)</li> <li>• 5 Languages available</li> <li>• Refrigerant: R404a (GWP3780)</li> <li>• Core probe</li> </ul> <p><b>SPECIFICATIONS:</b></p> <table border="1"> <tr> <td>Dimensions:</td> <td>791 X 816 X 1650mm</td> </tr> <tr> <td>Voltage:</td> <td>230V</td> </tr> <tr> <td>Power:</td> <td>3 Phase</td> </tr> </table>	Dimensions:	791 X 816 X 1650mm	Voltage:	230V	Power:	3 Phase	
Dimensions:	791 X 816 X 1650mm							
Voltage:	230V							
Power:	3 Phase							



EFFICIENT | UNIQUE | DURABLE | QUALITY

# PRODUCT RANGE

## COUNTERTOP, HALF DOOR AND SLIMLINE UNITS



HD430



HD520



HD580



Cold 390T

Code	Model Number	Description	Dimensions (mm)
002520	HD430	Counter Top Cooler	430 (W) x 645 (H) x 520 (D)
002530	HD520	Counter Top Cooler	520 (W) x 800 (H) x 435 (D)
002533	HD520-S	Counter Top Cooler w/ S/S Sides and Top	520 (W) x 800 (H) x 435 (D)
002340	HD580	Half Door Cooler	580 (W) x 1350 (H) x 635 (D)
002343	HD580-S	Half Door Cooler w/ S/S Sides and Top	580 (W) x 1350 (H) x 635 (D)
002710	Cold 390T	Slimline Cooler	390 (W) x 1880 (H) x 475 (D)

## FULL HEIGHT, GLASS HINGED DOOR COOLERS



HD690



HD890



HD1140



HD1360



HD1140-LFS

Code	Model Number	Description	Dimensions (mm)
002150	HD690	Single Hinge Door Cooler	690 (W) x 2020 (H) x 635 (D)
002153	HD690-LFS	Single Hinge Door Cooler w/ S/S Sides, EC Fans and Grey Trim	690 (W) x 2020 (H) x 635 (D)
002160	HD890	Double Hinged Door Cooler	890 (W) x 2020 (H) x 635 (D)
002163	HD890-LFS	Double Hinged Door Cooler w/ S/S Sides, EC Fans and Grey Trim	890 (W) x 2020 (H) x 635 (D)
002170	HD1140	Double Hinged Door Cooler	1140 (W) x 2020 (H) x 635 (D)
002173	HD1140-LFS	Double Hinged Door Cooler w/ S/S Sides, EC Fans and Grey Trim	1140 (W) x 2020 (H) x 635 (D)
002180	HD1360	Double Hinged Door Cooler	1360 (W) x 2020 (H) x 635 (D)
002183	HD1360-LFS	Double Hinged Door Cooler w/ S/S Sides, EC Fans and Grey Trim	1360 (W) x 2020 (H) x 635 (D)

## FULL HEIGHT, GLASS SLIDING DOOR COOLERS



SD890



SD1140



SD1360



SD1140-LFS

Code	Model Number	Description	Dimensions (mm)
002060	SD890	Double Sliding Door Cooler	890 (W) x 2020 (H) x 635 (D)
002063	SD890-LFS	Double Sliding Door Cooler w/ S/S Sides, EC Fans and Grey Trim	890 (W) x 2020 (H) x 635 (D)
002070	SD1140	Double Sliding Door Cooler	1140 (W) x 2020 (H) x 635 (D)
002073	SD1140-LFS	Double Sliding Door Cooler w/ S/S Sides, EC Fans and Grey Trim	1140 (W) x 2020 (H) x 635 (D)
002080	SD1360	Double Sliding Door Cooler	1360 (W) x 2020 (H) x 635 (D)
002083	SD1360-LFS	Double Sliding Door Cooler w/ S/S Sides, EC Fans and Grey Trim	1360 (W) x 2020 (H) x 635 (D)

# PRODUCT RANGE

## FULL HEIGHT, SOLID DOOR COOLERS



SHD690



SHD1140



SSD1140

Code	Model Number	Description	Dimensions (mm)
004150	SHD690	Single Solid Hinged Door Cooler w/ S/S Sides and Grey Trim	690 (W) x 2020 (H) x 635 (D)
004170	SHD1140	Double Solid Hinged Door Cooler w/ S/S Sides and Grey Trim	1140 (W) x 2020 (H) x 635 (D)
004070	SSD1140	Double Solid Sliding Door Cooler w/ S/S Sides and Grey Trim	1140 (W) x 2020 (H) x 635 (D)

## GLASS DOOR FREEZERS



HD580F



HD1140F



HD690F



HD1140F-S

Code	Model Number	Description	Dimensions (mm)
003346	HD580F	Half Door Freezer w/ Grey Trim	580 (W) x 1350 (H) x 635 (D)
003150	HD690F	Single Glass Door Freezer	690 (W) x 2020 (H) x 635 (D)
003153	HD690F-S	Single Glass Door Freezer w/ S/S Sides and Grey Trim	690 (W) x 2020 (H) x 635 (D)
003170	HD1140F	Double Glass Door Freezer	1140 (W) x 2020 (H) x 635 (D)
003173	HD1140F-S	Double Glass Door Freezer w/ S/S Sides and Grey Trim	1140 (W) x 2020 (H) x 635 (D)

## SOLID HINGED DOOR FREEZERS



SHD690F



SHD1140F

Code	Model Number	Description	Dimensions (mm)
005150	SHD690F	Single Solid Hinged Door Freezer w/ S/S Sides and Grey Trim	690 (W) x 2020 (H) x 635 (D)
005170	SHD1140F	Double Solid Hinged Door Freezer w/ S/S Sides and Grey Trim	1140 (W) x 2020 (H) x 635 (D)

# PRODUCT RANGE

## UNDERBAR / BACKBAR COOLERS - FLAT TOP



SDU2000



HDU1800-HC



SHDU1800-HC

Code	Model Number	Description	Dimensions (mm)
002660	SDU2000	Glass Sliding Door Underbar (external sides and top are galvanised steel)	2000 (W) x 900 (H) x 645 (D)
		Add S/S Top (P22627)	
		Add S/S Sides (P22512)	order 2 per unit
		Add Splashback (P22610 & P22612)	Adds 150mm height
004613	SHDU1800-HC	Solid Hinged Door Underbar w/ Flat Top	1800 (W) x 900 (H) x 750 (D)
P26610		Add Splashback	Adds 150mm height
002613	HDU1800-HC	Glass Hinged Door Underbar w/ Flat Top	1800 (W) x 900 (H) x 750 (D)
P26610		Add Splashback	Adds 150mm height

## UNDERBAR / BACKBAR COOLERS - PIZZA TOP



HDU1800-PHC



SHDU1800-PHC

Code	Model Number	Description	Dimensions (mm)
004813	SHDU1800-PHC	Solid Hinged Door Underbar w/ Pizza Top	1800 (W) x 1050 (H) x 750 (D)
002813	HDU1800-PHC	Glass Hinged Door Underbar w/ Pizza Top	1800 (W) x 1050 (H) x 750 (D)

## EXTRAS

Code	Item	Description	Dimensions (mm)
350030	SD Door lock	1 per unit	
351030	HD Door Lock	1 per door	
053430	S/S HP 690	Flat S/S Header Panel - 690 units	
053400	S/S HP 890	Flat S/S Header Panel - 890 units	
053410	S/S HP 1140	Flat S/S Header Panel - 1140 units	
053420	S/S HP 1360	Flat S/S Header Panel - 1360 units	
050050	Castors	Per unit	



**SOLCOOL**

---

**SOLCAB**

**CONTACT INFORMATION:**

+27 72 349 9328

INFO@SOLCOOL.CO.ZA | INFO@SOLCAB.CO.ZA  
WWW.SOLCOOL.CO.ZA | WWW.SOLCAB.CO.ZA